ENVIRONMENTAL AUDIT STATEMENTS

Financial Year : 2018-19

WESTERN COALFIELDS LTD.

(A Miniratna Company)

A Subsidiary of Coal India Ltd.

BALLARPUR AREA

(Maharashtra State)

Maharashtra Pollution Control Board

महाराष्ट्र प्रदूषण नियंत्रण मंडळ

FORM V

Environmental Audit Report for the financial Year ending the 31st March 2019

Unique Application Number
MPCB-ENVIRONMENT_STATEMENT-0000018568

Submitted Date
17-09-2019

Company Information

Company Name
Western Coalfields Limited

Application UAN number
-

Address
Ballarpur Opencast Mine, Ballarpur Area, WCL

Plot no
284 285 286 287 288 289 290

Taluka
Ballarpur

Village
-

Capital Investment (In lakhs)
2500

Scale
L.S.I

City
Chandrapur

Pincode
442706

Person Name
S.K Singh

Designation
Sub Area Manager

Telephone Number
8120718703

Fax Number
07173230076

Email
envbocm@gmail.com

Region
SRO-Chandrapur

Industry Category
Red

Industry Type
R35 Mining and ore beneficiation

Last Environmental statement submitted online
yes

Consent Number
BO/JD(APC)/TB-2, UAN no. 9401 R/CC/1806000238

Consent Issue Date
05/06/2018

Consent Valid Upto
30/06/2021

Product Information

Product Name	*Consent Quantity*	*Actual Quantity*	*UOM*
Coal	0.625	0.625	MT/A

By-product Information

By Product Name	*Consent Quantity*	*Actual Quantity*	*UOM*
-	-	-	MT/A

1) Water Consumption in m3/day

Water Consumption for	*Consent Quantity in m3/day*	*Actual Quantity in m3/day*
Process	460	460
Cooling	-	-
Domestic	180	160
All others	-	-
Total	640	620

1) Effluent Generation in CMD / MLD

Particulars	Consent Quantity	Actual Quantity	UOM
Trade effluent	1391.5	472	CMD

2) Product Wise Process Water Consumption (cubic meter of process water per unit of product)

Name of Products (Production)	During the Previous financial Year	During the current Financial year	UOM
coal (CUBIC METER/TONNE)	0.185	0.268	CMD

3) Raw Material Consumption (Consumption of raw material per unit of product)

Name of Raw Materials	During the Previous financial Year	During the current Financial year	UOM
EXPLOSIVES (KG/TONNE)	3.4288	2.624	

4) Fuel Consumption

Fuel Name	Consent quantity	Actual Quantity	UOM
HSD	-	704	KL/A

Pollution discharged to environment/unit of output (Parameter as specified in the consent issued)

[A] Water

Pollutants Detail	Quantity of Pollutants discharged (kL/day)	Concentration of Pollutants discharged(Mg/Lit) Except PH,Temp,Colour	Percentage of variation from prescribed standards with reasons		
	Quantity	Concentration	%variation	Standard	Reason
Report attached in Part I	-	-	-	-	-

[B] Air (Stack)

Pollutants Detail	Quantity of Pollutants discharged (kL/day)	Concentration of Pollutants discharged(Mg/NM3)	Percentage of variation from prescribed standards with reasons		
	Quantity	Concentration	%variation	Standard	Reason
NO stack monitoring	-	-	-	-	-

HAZARDOUS WASTES

1) From Process

Hazardous Waste Type	Total During Previous Financial year	Total During Current Financial year	UOM
5.2 Wastes or residues containing oil	547	1000	Kg/Annum

2) From Pollution Control Facilities

Hazardous Waste Type	Total During Previous Financial year	Total During Current Financial year	UOM
35.3 Chemical sludge from waste water treatment	7300	5000	Kg/Annum

SOLID WASTES

1) From Process

Non Hazardous Waste Type	Total During Previous Financial year	Total During Current Financial year	UOM
Overburden	4432000	2734000	M3/Anum

2) From Pollution Control Facilities

Non Hazardous Waste Type	Total During Previous Financial year	Total During Current Financial year	UOM
-	-	-	CMD

3) Quantity Recycled or Re-utilized within the unit

Waste Type	Total During Previous Financial year	Total During Current Financial year	UOM
0	-	-	CMD

Please specify the characteristics(in terms of concentration and quantum) of hazardous as well as solid wastes and indicate disposal practice adopted for both these categories of wastes.

1) Hazardous Waste

Type of Hazardous Waste Generated	Qty of Hazardous Waste	UOM	Concentration of Hazardous Waste
0	0	KL/A	-

2) Solid Waste

Type of Solid Waste Generated	Qty of Solid Waste	UOM	Concentration of Solid Waste
Overburden	2734000	M3/Anum	-

Impact of the pollution Control measures taken on conservation of natural resources and consequently on the cost of production.

Description	Reduction in Water Consumption (M3/day)	Reduction in Fuel & Solvent Consumption (KL/day)	Reduction in Raw Material (Kg)	Reduction in Power Consumption (KWH)	Capital Investment(in Lacs)	Reduction in Maintenance(in Lacs)
Impact of the pollution Control measures	-15.0	-0.08	503000	212000	-	-

Additional measures/investment proposal for environmental protection abatement of pollution, prevention of pollution.

[A] Investment made during the period of Environmental Statement

Detail of measures for Environmental Protection	Environmental Protection Measures	Capital Investment (Lacks)
Capital Expenditure	environmental protection abatement of pollution, prevention of pollution	-

[B] Investment Proposed for next Year

Detail of measures for Environmental Protection	Environmental Protection Measures	Capital Investment (Lacks)
Capital Investment	environmental protection abatement of pollution, prevention of pollution	-

Any other particulars in respect of environmental protection and abatement of pollution.

Particulars

-

Name & Designation

S. K. Singh, Sub Area Manager

Maharashtra Pollution Control Board

महाराष्ट्र प्रदूषण नियंत्रण मंडळ

FORM V

Environmental Audit Report for the financial Year ending the 31st March 2019

Unique Application Number
MPCB-ENVIRONMENT_STATEMENT-0000018566

Submitted Date
17-09-2019

Company Information

Company Name
Ballarpur Colliery 3 &4 pits

Application UAN number
-

Address
Ballarpur Colliery 3 & 4 pit , Ballarpur Area, WCL

Plot no
168 206 207 208 209 268 278 280 282 283 116 117 94

Taluka
Ballarpur

Village
Ballarpur

Capital Investment (In lakhs)
3897

Scale
L.S.I

City
Chandrapur

Pincode
442701

Person Name
S.K. Singh

Designation
Sub Area Manager

Telephone Number
8120718703

Fax Number
07173230076

Email
envbc34@gmail.com

Region
SRO-Chandrapur

Industry Category
Red

Industry Type
R35 Mining and ore beneficiation

Last Environmental statement submitted online
yes

Consent Number
BO/JD(APC)/UAN No. 09399/R/CC-1706000438

Consent Issue Date
08/06/2017

Consent Valid Upto
30/06/2021

Product Information

Product Name	*Consent Quantity*	*Actual Quantity*	*UOM*
Coal	0.60	0.123	MT/A

By-product Information

By Product Name	*Consent Quantity*	*Actual Quantity*	*UOM*
-	-	-	MT/A

1) Water Consumption in m3/day

Water Consumption for	*Consent Quantity in m3/day*	*Actual Quantity in m3/day*
Process	42	42
Cooling	-	-
Domestic	1500	1500
All others	-	-
Total	1542	1542

1) Effluent Generation in CMD / MLD

Particulars	Consent Quantity	Actual Quantity	UOM
Daily trade effluent	2900	1297	CMD

2) Product Wise Process Water Consumption (cubic meter of process water per unit of product)

Name of Products (Production)	During the Previous financial Year	During the current Financial year	UOM
coal (CUBIC METER/TONNE)	0.131	0.124	CMD

3) Raw Material Consumption (Consumption of raw material per unit of product)

Name of Raw Materials	During the Previous financial Year	During the current Financial year	UOM
EXPLOSIVES (KG/TONNE)	0.350	0.406	

4) Fuel Consumption

Fuel Name	Consent quantity	Actual Quantity	UOM
High Speed Diesel	-	5.0	KL/A

Pollution discharged to environment/unit of output (Parameter as specified in the consent issued)

[A] Water

Pollutants Detail	Quantity of Pollutants discharged (kL/day)	Concentration of Pollutants discharged(Mg/Lit) Except PH,Temp,Colour	Percentage of variation from prescribed standards with reasons		
	Quantity	Concentration	%variation	Standard	Reason
WATER REPORT ATTACHED IN PART I	-	-	-	-	-

[B] Air (Stack)

Pollutants Detail	Quantity of Pollutants discharged (kL/day)	Concentration of Pollutants discharged(Mg/NM3)	Percentage of variation from prescribed standards with reasons		
	Quantity	Concentration	%variation	Standard	Reason
NO AIR STACK MONITORING	-	-	-	-	-

HAZARDOUS WASTES

1) From Process

Hazardous Waste Type	Total During Previous Financial year	Total During Current Financial year	UOM
5.1 Used or spent oil	0	0	KL/A

2) From Pollution Control Facilities

Hazardous Waste Type	Total During Previous Financial year	Total During Current Financial year	UOM
34.2 Sludge from treatment of waste water arising out of cleaning / disposal of barrels / containers	0	0	Ton/Y

SOLID WASTES

1) From Process

Non Hazardous Waste Type	Total During Previous Financial year	Total During Current Financial year	UOM
OVERBURDEN	0	0	M3/Anum

2) From Pollution Control Facilities

Non Hazardous Waste Type	Total During Previous Financial year	Total During Current Financial year	UOM

-	-	-	M3/Anum

3) Quantity Recycled or Re-utilized within the unit

Waste Type	Total During Previous Financial year	Total During Current Financial year	UOM
0	0	0	M3/Anum

Please specify the characteristics(in terms of concentration and quantum) of hazardous as well as solid wastes and indicate disposal practice adopted for both these categories of wastes.

1) Hazardous Waste

Type of Hazardous Waste Generated	Qty of Hazardous Waste	UOM	Concentration of Hazardous Waste
0	0	KL/A	0

2) Solid Waste

Type of Solid Waste Generated	Qty of Solid Waste	UOM	Concentration of Solid Waste
-	0	M3/Anum	0

Impact of the pollution Control measures taken on conservation of natural resources and consequently on the cost of production.

Description	Reduction in Water Consumption (M3/day)	Reduction in Fuel & Solvent Consumption (KL/day)	Reduction in Raw Material (Kg)	Reduction in Power Consumption (KWH)	Capital Investment(in Lacs)	Reduction in Maintenance(in Lacs)
Impact of the pollution Control measures	0	0.003	-9000	473000	-	-

Additional measures/investment proposal for environmental protection abatement of pollution, prevention of pollution.

[A] Investment made during the period of Environmental Statement

Detail of measures for Environmental Protection	Environmental Protection Measures	Capital Investment (Lacks)
-	-	-

[B] Investment Proposed for next Year

Detail of measures for Environmental Protection	Environmental Protection Measures	Capital Investment (Lacks)
-	-	-

Any other particulars in respect of environmental protection and abatement of pollution.

Particulars

-

Name & Designation

S. K. Singh, Sub Area Manager

Maharashtra Pollution Control Board

महाराष्ट्र प्रदूषण नियंत्रण मंडळ

FORM V

Environmental Audit Report for the financial Year ending the 31st March 2019

Unique Application Number
MPCB-ENVIRONMENT_STATEMENT-0000018571

Submitted Date
17-09-2019

Company Information

Company Name
Western Coal Fields Ltd Gouri Deep Opencast Mine

Application UAN number
-

Address
Plot no: 62 110 189 of antargaon, 165 141 of goyegaon etc, Gouri Deep Opencast Mine, WCL, Ballarpur Area, Taluka: Rajura, Dist: Chandrapur: 442706

Plot no
62 110 189 of antargaon, 165 141 of goyegaon

Taluka
Rajura

Village
-

Capital Investment (In lakhs)
8621

Scale
LSI

City
Chandrapur

Pincode
442706

Person Name
G. Prasad

Designation
SUB AREA MANAGER

Telephone Number
8275968242

Fax Number
07173230076

Email
envgourideep@gmail.com

Region
SRO-Chandrapur

Industry Category
Red

Industry Type
R35 Mining and ore beneficiation

Last Environmental statement submitted online
yes

Consent Number
BO/CAC/CELL/EICNO.CH-0944-12/C/CAC-7180

Consent Issue Date
30.07.2013

Consent Valid Upto
31.03.2015

Product Information

Product Name	***Consent Quantity***	***Actual Quantity***	***UOM***
COAL	0.60	0.60	MT/A

By-product Information

By Product Name	***Consent Quantity***	***Actual Quantity***	***UOM***
NA	--	-	CMD

1) Water Consumption in m3/day

Water Consumption for	***Consent Quantity in m3/day***	***Actual Quantity in m3/day***
Process	1180	252
Cooling	-	-
Domestic	70	10
All others	-	-
Total	1250	262

1) Effluent Generation in CMD / MLD

Particulars	Consent Quantity	Actual Quantity	UOM
daily trade effluent	900	1237	CMD

2) Product Wise Process Water Consumption (cubic meter of process water per unit of product)

Name of Products (Production)	During the Previous financial Year	During the current Financial year	UOM
coal (CUBIC METER/TONNE)	0.202	0.1533	CMD

3) Raw Material Consumption (Consumption of raw material per unit of product)

Name of Raw Materials	During the Previous financial Year	During the current Financial year	UOM
EXPLOSIVES (KG/TONNE)	0.562	0.80	

4) Fuel Consumption

Fuel Name	Consent quantity	Actual Quantity	UOM
HSD	-	2211	KL/A

Pollution discharged to environment/unit of output (Parameter as specified in the consent issued)

[A] Water

Pollutants Detail	Quantity of Pollutants discharged (kL/day)	Concentration of Pollutants discharged(Mg/Lit) Except PH,Temp,Colour	Percentage of variation from prescribed standards with reasons		
	Quantity	Concentration	%variation	Standard	Reason
WATER REPORT ATTACHED IN PART I	-	-	-	-	-

[B] Air (Stack)

Pollutants Detail	Quantity of Pollutants discharged (kL/day)	Concentration of Pollutants discharged(Mg/NM3)	Percentage of variation from prescribed standards with reasons		
	Quantity	Concentration	%variation	Standard	Reason
NO AIR STACK MONITORING	-	-	-	-	-

HAZARDOUS WASTES

1) From Process

Hazardous Waste Type	Total During Previous Financial year	Total During Current Financial year	UOM
5.2 Wastes or residues containing oil	1	1.0	Ton/Y

2) From Pollution Control Facilities

Hazardous Waste Type	Total During Previous Financial year	Total During Current Financial year	UOM
35.3 Chemical sludge from waste water treatment	8	2.0	Ton/Y

SOLID WASTES

1) From Process

Non Hazardous Waste Type	Total During Previous Financial year	Total During Current Financial year	UOM
OVERBURDEN	702000	1361000	M3/Anum

2) From Pollution Control Facilities

Non Hazardous Waste Type	Total During Previous Financial year	Total During Current Financial year	UOM
-	-	--	CMD

3) Quantity Recycled or Re-utilized within the unit

Waste Type	Total During Previous Financial year	Total During Current Financial year	UOM
0	-	-	CMD

Please specify the characteristics(in terms of concentration and quantum) of hazardous as well as solid wastes and indicate disposal practice adopted for both these categories of wastes.

1) Hazardous Waste

Type of Hazardous Waste Generated	Qty of Hazardous Waste	UOM	Concentration of Hazardous Waste
0	-	KL/A	Mine is contractual

2) Solid Waste

Type of Solid Waste Generated	Qty of Solid Waste	UOM	Concentration of Solid Waste
OVERBURDEN	1361000	M3/Anum	-

Impact of the pollution Control measures taken on conservation of natural resources and consequently on the cost of production.

Description	Reduction in Water Consumption (M3/day)	Reduction in Fuel & Solvent Consumption (KL/day)	Reduction in Raw Material (Kg)	Reduction in Power Consumption (KWH)	Capital Investment(in Lacs)	Reduction in Maintenance(in Lacs)
Impact of the pollution Control measures	-30	-2.517	-253000	-726000	-	-

Additional measures/investment proposal for environmental protection abatement of pollution, prevention of pollution.

[A] Investment made during the period of Environmental Statement

Detail of measures for Environmental Protection	Environmental Protection Measures	Capital Investment (Lacks)
CAPITAL EXPENDITURE	VARIOUS AIR, WATER AND NOISE CONTROL MEASURES INCLUDING CESS.	-

[B] Investment Proposed for next Year

Detail of measures for Environmental Protection	Environmental Protection Measures	Capital Investment (Lacks)
CAPITAL INVESTMENT	VARIOUS AIR, WATER AND NOISE CONTROL MEASURES	-

Any other particulars in respect of environmental protection and abatement of pollution.

Particulars

-

Name & Designation

G. Prasad, SUB AREA MANAGER

Maharashtra Pollution Control Board

महाराष्ट्र प्रदूषण नियंत्रण मंडळ

FORM V

Environmental Audit Report for the financial Year ending the 31st March 2019

Unique Application Number
MPCB-ENVIRONMENT_STATEMENT-0000018570

Submitted Date
17-09-2019

Company Information

Company Name
Western Coal Fields Ltd Gouri I & II Opencast Mine

Application UAN number
-

Address
Gouri I & II Opencast Mine, WCL, Ballarpur Area, PO: Gouri Taluka: Rajura, Dist: Chandrapur - 442706

Plot no
-

Taluka
Rajura

Village
-

Capital Investment (In lakhs)
10397.5

Scale
LSI

City
Chandrapur

Pincode
442706

Person Name
G Prasad

Designation
Sub Area Manager

Telephone Number
8275968242

Fax Number
07173230076

Email
envgouri12@gmail.com

Region
SRO-Chandrapur

Industry Category
Red

Industry Type
R35 Mining and ore beneficiation

Last Environmental statement submitted online
yes

Consent Number
BO/CAC/CELL/EICNO.CH-1736-15/CAC-14131

Consent Issue Date
05-11-2015

Consent Valid Upto
31.03.2019

Product Information

Product Name	*Consent Quantity*	*Actual Quantity*	*UOM*
COAL	2.5	0.710	MT/A

By-product Information

By Product Name	*Consent Quantity*	*Actual Quantity*	*UOM*
NA	-	-	CMD

1) Water Consumption in m3/day

Water Consumption for	*Consent Quantity in m3/day*	*Actual Quantity in m3/day*
Process	1470	674
Cooling	350	0
Domestic	180	8
All others	-	-
Total	1900	682

1) Effluent Generation in CMD / MLD

Particulars	Consent Quantity	Actual Quantity	UOM
daily trade effluent	1410	628.4	CMD

2) Product Wise Process Water Consumption (cubic meter of process water per unit of product)

Name of Products (Production)	During the Previous financial Year	During the current Financial year	UOM
coal (CUBIC METER/TONNE)	0.196	0.346	CMD

3) Raw Material Consumption (Consumption of raw material per unit of product)

Name of Raw Materials	During the Previous financial Year	During the current Financial year	UOM
EXPLOSIVES (KG/TONNE)	1.437	2.566	

4) Fuel Consumption

Fuel Name	Consent quantity	Actual Quantity	UOM
HSD	-	3766	KL/A

Pollution discharged to environment/unit of output (Parameter as specified in the consent issued)

[A] Water

Pollutants Detail	Quantity of Pollutants discharged (kL/day)	Concentration of Pollutants discharged(Mg/Lit) Except PH,Temp,Colour	Percentage of variation from prescribed standards with reasons		
	Quantity	Concentration	%variation	Standard	Reason
WATER REPORT ATTACHED IN PART I	-	-	-	-	-

[B] Air (Stack)

Pollutants Detail	Quantity of Pollutants discharged (kL/day)	Concentration of Pollutants discharged(Mg/NM3)	Percentage of variation from prescribed standards with reasons		
	Quantity	Concentration	%variation	Standard	Reason
NO AIR STACK MONITORING	-	-	-	-	-

HAZARDOUS WASTES

1) From Process

Hazardous Waste Type	Total During Previous Financial year	Total During Current Financial year	UOM
5.1 Used or spent oil	25.95	5.0	KL/A
5.2 Wastes or residues containing oil	3.0	1.0	Ton/Y

2) From Pollution Control Facilities

Hazardous Waste Type	Total During Previous Financial year	Total During Current Financial year	UOM
35.3 Chemical sludge from waste water treatment	18.0	8.0	Ton/Y

SOLID WASTES

1) From Process

Non Hazardous Waste Type	Total During Previous Financial year	Total During Current Financial year	UOM
OVERBURDEN	3160000	3200000	M3/Anum

2) From Pollution Control Facilities

Non Hazardous Waste Type	Total During Previous Financial year	Total During Current Financial year	UOM
-	-	-	CMD

3) Quantity Recycled or Re-utilized within the unit

Waste Type	Total During Previous Financial year	Total During Current Financial year	UOM
0	-	-	CMD

Please specify the characteristics(in terms of concentration and quantum) of hazardous as well as solid wastes and indicate disposal practice adopted for both these categories of wastes.

1) Hazardous Waste

Type of Hazardous Waste Generated	Qty of Hazardous Waste	UOM	Concentration of Hazardous Waste
5.1 Used or spent oil	0	Ton/Y	-
5.2 Wastes or residues containing oil	0	Ton/Y	-

2) Solid Waste

Type of Solid Waste Generated	Qty of Solid Waste	UOM	Concentration of Solid Waste
OVERBURDEN	3200000	M3/Anum	-

Impact of the pollution Control measures taken on conservation of natural resources and consequently on the cost of production.

Description	Reduction in Water Consumption (M3/day)	Reduction in Fuel & Solvent Consumption (KL/day)	Reduction in Raw Material (Kg)	Reduction in Power Consumption (KWH)	Capital Investment(in Lacs)	Reduction in Maintenance(in Lacs)
Impact of the pollution Control measures	383	1.83	-25000	400000	-	-

Additional measures/investment proposal for environmental protection abatement of pollution, prevention of pollution.

[A] Investment made during the period of Environmental Statement

Detail of measures for Environmental Protection	Environmental Protection Measures	Capital Investment (Lacks)
CAPITAL EXPENDITURE	FOR VARIOUS AIR, WATER AND NOISE CONTROL MEASURES INCLUDING CESS.	-

[B] Investment Proposed for next Year

Detail of measures for Environmental Protection	Environmental Protection Measures	Capital Investment (Lacks)
CAPITAL INVESTMENT	FOR VARIOUS AIR, WATER AND NOISE CONTROL MEASURES	-

Any other particulars in respect of environmental protection and abatement of pollution.

Particulars

-

Name & Designation

G. Prasad, SUB AREA MANAGER

Maharashtra Pollution Control Board

महाराष्ट्र प्रदूषण नियंत्रण मंडळ

FORM V

Environmental Audit Report for the financial Year ending the 31st March 2019

Unique Application Number
MPCB-ENVIRONMENT_STATEMENT-0000018282

Submitted Date
13-09-2019

Company Information

Company Name
Western Coalfields Limited

Application UAN number
-

Address
Pauni II Expansion OC mine, WCL Ballarpur Area, Rajura, Chandrapur

Plot no
-

Taluka
Rajura

Village
Sakhari

Capital Investment (In lakhs)
5675

Scale
L.S.I

City
Chandrapur

Pincode
442706

Person Name
Chatrapal Singh

Designation
Sub Area Manager

Telephone Number
8275968286

Fax Number
07173230076

Email
envpouni2@gmail.com

Region
SRO-Chandrapur

Industry Category
Red

Industry Type
R35 Mining and ore beneficiation

Last Environmental statement submitted online
yes

Consent Number
BO/JD(APC)/TB-2 UAN no. 39454 R/CC/1902000483

Consent Issue Date
12/02/2019

Consent Valid Upto
31/01/2022

Product Information

Product Name	*Consent Quantity*	*Actual Quantity*	*UOM*
Coal	0.60	0.60	MT/A

By-product Information

By Product Name	*Consent Quantity*	*Actual Quantity*	*UOM*
-	-	-	MT/A

1) Water Consumption in m3/day

Water Consumption for	*Consent Quantity in m3/day*	*Actual Quantity in m3/day*
Process	300	300
Cooling	-	-
Domestic	50	50
All others	-	-
Total	350	350

1) Effluent Generation in CMD / MLD

Particulars	Consent Quantity	Actual Quantity	UOM
Trade effluent	239	104	CMD

2) Product Wise Process Water Consumption (cubic meter of process water per unit of product)

Name of Products (Production)	During the Previous financial Year	During the current Financial year	UOM
coal (CUBIC METER/TONNE)	0.155	0.1825	CMD

3) Raw Material Consumption (Consumption of raw material per unit of product)

Name of Raw Materials	During the Previous financial Year	During the current Financial year	UOM
EXPLOSIVES (KG/TONNE)	1.0897	1.045	

4) Fuel Consumption

Fuel Name	Consent quantity	Actual Quantity	UOM
HSD	-	75	KL/A

Pollution discharged to environment/unit of output (Parameter as specified in the consent issued)

[A] Water

Pollutants Detail	Quantity of Pollutants discharged (kL/day)	Concentration of Pollutants discharged(Mg/Lit) Except PH,Temp,Colour	Percentage of variation from prescribed standards with reasons		
	Quantity	Concentration	%variation	Standard	Reason
Report attached in Part I	-	-	-	-	-

[B] Air (Stack)

Pollutants Detail	Quantity of Pollutants discharged (kL/day)	Concentration of Pollutants discharged(Mg/NM3)	Percentage of variation from prescribed standards with reasons		
	Quantity	Concentration	%variation	Standard	Reason
NO stack monitoring	-	-	-	-	-

HAZARDOUS WASTES

1) From Process

Hazardous Waste Type	Total During Previous Financial year	Total During Current Financial year	UOM
5.1 Used or spent oil	-	0	KL/A

2) From Pollution Control Facilities

Hazardous Waste Type	Total During Previous Financial year	Total During Current Financial year	UOM
35.3 Chemical sludge from waste water treatment	0	0	Ton/Y

SOLID WASTES

1) From Process

Non Hazardous Waste Type	Total During Previous Financial year	Total During Current Financial year	UOM
Overburden	1484000	2780000	M3/Anum

2) From Pollution Control Facilities

Non Hazardous Waste Type	Total During Previous Financial year	Total During Current Financial year	UOM
-	-	-	CMD

3) Quantity Recycled or Re-utilized within the unit

Waste Type	Total During Previous Financial year	Total During Current Financial year	UOM
0	-	-	CMD

Please specify the characteristics(in terms of concentration and quantum) of hazardous as well as solid wastes and indicate disposal practice adopted for both these categories of wastes.

1) Hazardous Waste

Type of Hazardous Waste Generated	Qty of Hazardous Waste	UOM	Concentration of Hazardous Waste
0	0	KL/A	-

2) Solid Waste

Type of Solid Waste Generated	Qty of Solid Waste	UOM	Concentration of Solid Waste
Overburden	2780000	M3/Anum	-

Impact of the pollution Control measures taken on conservation of natural resources and consequently on the cost of production.

Description	Reduction in Water Consumption (M3/day)	Reduction in Fuel & Solvent Consumption (KL/day)	Reduction in Raw Material (Kg)	Reduction in Power Consumption (KWH)	Capital Investment(in Lacs)	Reduction in Maintenance(in Lacs)
Impact of the pollution Control measures	-205	-0.071	-293000	-864000	1.61	-

Additional measures/investment proposal for environmental protection abatement of pollution, prevention of pollution.

[A] Investment made during the period of Environmental Statement

Detail of measures for Environmental Protection	Environmental Protection Measures	Capital Investment (Lacks)
Capital Expenditure	environmental protection abatement of pollution, prevention of pollution	1.61

[B] Investment Proposed for next Year

Detail of measures for Environmental Protection	Environmental Protection Measures	Capital Investment (Lacks)
Capital Investment	environmental protection abatement of pollution, prevention of pollution	65.00

Any other particulars in respect of environmental protection and abatement of pollution.

Particulars

-

Name & Designation

Chatrapal Singh, Sub Area Manager

Maharashtra Pollution Control Board

महाराष्ट्र प्रदूषण नियंत्रण मंडळ

FORM V

Environmental Audit Report for the financial Year ending the 31st March 2019

Unique Application Number
MPCB-ENVIRONMENT_STATEMENT-0000018564

Submitted Date
17-09-2019

Company Information

Company Name
Western Coal Fields Ltd Pouni Opencast Mine

Application UAN number
-

Address
Plot no: 134 150 181 212/1 etc, Pouni Opencast Mine, WCL, Ballarpur Area, Taluka: Rajura, Dist: Chandrapur - 442706

Plot no
134 150 181 212/1 etc

Taluka
Rajura

Village
-

Capital Investment (In lakhs)
7257

Scale
LSI

City
Chandrapur

Pincode
442706

Person Name
Chatrapal Singh

Designation
Sub Area Manager

Telephone Number
8275968286

Fax Number
07173230076

Email
envpouni@gmail.com

Region
SRO-Chandrapur

Industry Category
Red

Industry Type
R35 Mining and ore beneficiation

Last Environmental statement submitted online
yes

Consent Number
BO/JD(APC)/EIC No: CH-1704/1747-15/O/CC-827

Consent Issue Date
19/01/2016

Consent Valid Upto
31/03/2019

Product Information

Product Name	*Consent Quantity*	*Actual Quantity*	*UOM*
COAL	0.9	0.90	MT/A

By-product Information

By Product Name	*Consent Quantity*	*Actual Quantity*	*UOM*
NA	-	-	CMD

1) Water Consumption in m3/day

Water Consumption for	*Consent Quantity in m3/day*	*Actual Quantity in m3/day*
Process	1270	318
Cooling	-	-
Domestic	60	16
All others	-	-
Total	1330	334

1) Effluent Generation in CMD / MLD

Particulars	Consent Quantity	Actual Quantity	UOM
daily trade effluent	1170	892	CMD

2) Product Wise Process Water Consumption (cubic meter of process water per unit of product)

Name of Products (Production)	During the Previous financial Year	During the current Financial year	UOM
coal (CUBIC METER/TONNE)	0.129	0.129	CMD

3) Raw Material Consumption (Consumption of raw material per unit of product)

Name of Raw Materials	During the Previous financial Year	During the current Financial year	UOM
EXPLOSIVES (KG/TONNE)	2.35	1.32	

4) Fuel Consumption

Fuel Name	Consent quantity	Actual Quantity	UOM
HSD	-	3280	KL/A

Pollution discharged to environment/unit of output (Parameter as specified in the consent issued)

[A] Water

Pollutants Detail	Quantity of Pollutants discharged (kL/day)	Concentration of Pollutants discharged(Mg/Lit) Except PH,Temp,Colour	Percentage of variation from prescribed standards with reasons		
	Quantity	Concentration	%variation	Standard	Reason
WATER REPORT ATTACHED	-	-	-	--	-

[B] Air (Stack)

Pollutants Detail	Quantity of Pollutants discharged (kL/day)	Concentration of Pollutants discharged(Mg/NM3)	Percentage of variation from prescribed standards with reasons		
	Quantity	Concentration	%variation	Standard	Reason
NO AIR STACK MONITORING	-	-	--	-	-

HAZARDOUS WASTES

1) From Process

Hazardous Waste Type	Total During Previous Financial year	Total During Current Financial year	UOM
5.1 Used or spent oil	18.2	5.0	KL/A
5.2 Wastes or residues containing oil	3.0	1.0	Ton/Y

2) From Pollution Control Facilities

Hazardous Waste Type	Total During Previous Financial year	Total During Current Financial year	UOM
35.3 Chemical sludge from waste water treatment	18	3.0	Ton/Y

SOLID WASTES

1) From Process

Non Hazardous Waste Type	Total During Previous Financial year	Total During Current Financial year	UOM
OVERBURDEN	5731000	3002000	M3/Anum

2) From Pollution Control Facilities

Non Hazardous Waste Type	Total During Previous Financial year	Total During Current Financial year	UOM

-	-	-	CMD

3) Quantity Recycled or Re-utilized within the unit

Waste Type	Total During Previous Financial year	Total During Current Financial year	UOM
0	-	-	CMD

Please specify the characteristics(in terms of concentration and quantum) of hazardous as well as solid wastes and indicate disposal practice adopted for both these categories of wastes.

1) Hazardous Waste

Type of Hazardous Waste Generated	Qty of Hazardous Waste	UOM	Concentration of Hazardous Waste
5.2 Wastes or residues containing oil	-	Ton/Y	-
35.3 Chemical sludge from waste water treatment	-	Ton/Y	-

2) Solid Waste

Type of Solid Waste Generated	Qty of Solid Waste	UOM	Concentration of Solid Waste
overburden	3002000	M3/Anum	onsite captive landfill

Impact of the pollution Control measures taken on conservation of natural resources and consequently on the cost of production.

Description	Reduction in Water Consumption (M3/day)	Reduction in Fuel & Solvent Consumption (KL/day)	Reduction in Raw Material (Kg)	Reduction in Power Consumption (KWH)	Capital Investment(in Lacs)	Reduction in Maintenance(in Lacs)
Impact of the pollution Control measures	0	-1.39	932000	-324000	-	-

Additional measures/investment proposal for environmental protection abatement of pollution, prevention of pollution.

[A] Investment made during the period of Environmental Statement

Detail of measures for Environmental Protection	Environmental Protection Measures	Capital Investment (Lacks)
-	-	-

[B] Investment Proposed for next Year

Detail of measures for Environmental Protection	Environmental Protection Measures	Capital Investment (Lacks)
-	-	-

Any other particulars in respect of environmental protection and abatement of pollution.

Particulars

-

Name & Designation

Chatrapal Singh, Sub area Manager

Maharashtra Pollution Control Board

महाराष्ट्र प्रदूषण नियंत्रण मंडळ

FORM V

Environmental Audit Report for the financial Year ending the 31st March 2019

Unique Application Number
MPCB-ENVIRONMENT_STATEMENT-0000018559

Submitted Date
17-09-2019

Company Information

Company Name
Western Coal Fields Ltd Sasti Opencast Mine

Application UAN number
-

Address
Sasti Opencast Mine, WCL, Ballarpur Area, Taluka: Rajura, Dist: Chandrapur - 442706

Plot no
-

Taluka
Rajura

Village
-

Capital Investment (In lakhs)
25776

Scale
LSI

City
Chandrapur

Pincode
442706

Person Name
Jitendra Tiwari

Designation
Sub Area Manager

Telephone Number
8275968348

Fax Number
07173230076

Email
envsocm@gmail.com

Region
SRO-Chandrapur

Industry Category
Red

Industry Type
R35 Mining and ore beneficiation

Last Environmental statement submitted online
yes

Consent Number
BO/CAC-Cell/EIC No. CH-1751-15/CAC-1707001334

Consent Issue Date
31/07/2017

Consent Valid Upto
31/03/2018

Product Information

Product Name	*Consent Quantity*	*Actual Quantity*	*UOM*
COAL	2.0	1.628	MT/A

By-product Information

By Product Name	*Consent Quantity*	*Actual Quantity*	*UOM*
-	-	-	MT/A

1) Water Consumption in m3/day

Water Consumption for	*Consent Quantity in m3/day*	*Actual Quantity in m3/day*
Process	678	566
Cooling	0	0
Domestic	876	40
All others	0	0
Total	1664	606

1) Effluent Generation in CMD / MLD

Particulars	Consent Quantity	Actual Quantity	UOM
TRADE EFFLUENT	7290	6454.608	CMD

2) Product Wise Process Water Consumption (cubic meter of process water per unit of product)

Name of Products (Production)	During the Previous financial Year	During the current Financial year	UOM
COAL	0.169	0.127	CMD

3) Raw Material Consumption (Consumption of raw material per unit of product)

Name of Raw Materials	During the Previous financial Year	During the current Financial year	UOM
EXPLOSIVE	3.60	2.533	

4) Fuel Consumption

Fuel Name	Consent quantity	Actual Quantity	UOM
HSD	-	4250	KL/A

Pollution discharged to environment/unit of output (Parameter as specified in the consent issued)

[A] Water

Pollutants Detail	Quantity of Pollutants discharged (kL/day)	Concentration of Pollutants discharged(Mg/Lit) Except PH,Temp,Colour	Percentage of variation from prescribed standards with reasons		
	Quantity	Concentration	%variation	Standard	Reason
WATER REPORT ATTACHED IN PART I	0	-	-	-	-

[B] Air (Stack)

Pollutants Detail	Quantity of Pollutants discharged (kL/day)	Concentration of Pollutants discharged(Mg/NM3)	Percentage of variation from prescribed standards with reasons		
	Quantity	Concentration	%variation	Standard	Reason
-	-	-	-	-	NO STACK EMMISSION

HAZARDOUS WASTES

1) From Process

Hazardous Waste Type	Total During Previous Financial year	Total During Current Financial year	UOM
5.1 Used or spent oil	34.23	15	KL/A
5.2 Wastes or residues containing oil	8	3	Ton/Y

2) From Pollution Control Facilities

Hazardous Waste Type	Total During Previous Financial year	Total During Current Financial year	UOM
35.3 Chemical sludge from waste water treatment	50	10	Ton/Y

SOLID WASTES

1) From Process

Non Hazardous Waste Type	Total During Previous Financial year	Total During Current Financial year	UOM
OVERBURDEN	11753000	9950000	M3/Anum

2) From Pollution Control Facilities

Non Hazardous Waste Type	Total During Previous Financial year	Total During Current Financial year	UOM
-	-	-	Ton/Y

3) Quantity Recycled or Re-utilized within the unit

Waste Type	Total During Previous Financial year	Total During Current Financial year	UOM
0	-	-	Kg
0	-	-	Kg

Please specify the characteristics(in terms of concentration and quantum) of hazardous as well as solid wastes and indicate disposal practice adopted for both these categories of wastes.

1) Hazardous Waste

Type of Hazardous Waste Generated	Qty of Hazardous Waste	UOM	Concentration of Hazardous Waste
0	-	Ton/Y	0

2) Solid Waste

Type of Solid Waste Generated	Qty of Solid Waste	UOM	Concentration of Solid Waste
-	-	Ton/Y	-

Impact of the pollution Control measures taken on conservation of natural resources and consequently on the cost of production.

Description	Reduction in Water Consumption (M3/day)	Reduction in Fuel & Solvent Consumption (KL/day)	Reduction in Raw Material (Kg)	Reduction in Power Consumption (KWH)	Capital Investment(in Lacs)	Reduction in Maintenance(in Lacs)
IN COMPARISION TO PREVIOUS FINANCIAL YEAR	161.34	-0.838	1520000	-666000	-	-

Additional measures/investment proposal for environmental protection abatement of pollution, prevention of pollution.

[A] Investment made during the period of Environmental Statement

Detail of measures for Environmental Protection	Environmental Protection Measures	Capital Investment (Lacks)
-	-	-

[B] Investment Proposed for next Year

Detail of measures for Environmental Protection	Environmental Protection Measures	Capital Investment (Lacks)
-	-	-

Any other particulars in respect of environmental protection and abatement of pollution.

Particulars

-

Name & Designation

Jitendra Tiwari, Sub Area Manager

Maharashtra Pollution Control Board

महाराष्ट्र प्रदूषण नियंत्रण मंडळ

FORM V

Environmental Audit Report for the financial Year ending the 31st March 2019

Unique Application Number
MPCB-ENVIRONMENT_STATEMENT-0000018560

Submitted Date
17-09-2019

Company Information

Company Name
Sasti Underground Mine

Application UAN number
-

Address
Near Sasti Village on Rajura Ballarpur road

Plot no
140, 141, 142

Taluka
Rajura

Village
-

Capital Investment (In lakhs)
2896

Scale
LSI

City
Chandrapur

Pincode
442706

Person Name
Jitendra Tiwari

Designation
Sub Area Manager

Telephone Number
8275968348

Fax Number
07173230076

Email
envballarpur@gmail.com

Region
SRO-Chandrapur

Industry Category
Red

Industry Type
R35 Mining and ore beneficiation

Last Environmental statement submitted online
yes

Consent Number
BO/JD(APC)/UAN no 01004/R/CC/1709000970

Consent Issue Date
27/09/2017

Consent Valid Upto
31/03/2020

Product Information

Product Name	*Consent Quantity*	*Actual Quantity*	*UOM*
COAL	0.36	0.126	MT/A

By-product Information

By Product Name	*Consent Quantity*	*Actual Quantity*	*UOM*
-	-	-	MT/A

1) Water Consumption in m3/day

Water Consumption for	*Consent Quantity in m3/day*	*Actual Quantity in m3/day*
Process	557	2253.8
Cooling	0	0
Domestic	180	1071.35
All others	0	0
Total	737	3325.15

1) Effluent Generation in CMD / MLD

Particulars	Consent Quantity	Actual Quantity	UOM
TRADE EFFLUENT	3100	0	CMD

2) Product Wise Process Water Consumption (cubic meter of process water per unit of product)

Name of Products (Production)	During the Previous financial Year	During the current Financial year	UOM
COAL	0.566	6.538	CMD

3) Raw Material Consumption (Consumption of raw material per unit of product)

Name of Raw Materials	During the Previous financial Year	During the current Financial year	UOM
EXPLOSIVE	0.364	0.388	

4) Fuel Consumption

Fuel Name	Consent quantity	Actual Quantity	UOM
HSD	-	4000	Ltr/A

Pollution discharged to environment/unit of output (Parameter as specified in the consent issued)

[A] Water

Pollutants Detail	Quantity of Pollutants discharged (kL/day)	Concentration of Pollutants discharged(Mg/Lit) Except PH,Temp,Colour	Percentage of variation from prescribed standards with reasons		
	Quantity	Concentration	%variation	Standard	Reason
-	0	-	-	-	NO TRADE EFFLUENT

[B] Air (Stack)

Pollutants Detail	Quantity of Pollutants discharged (kL/day)	Concentration of Pollutants discharged(Mg/NM3)	Percentage of variation from prescribed standards with reasons		
	Quantity	Concentration	%variation	Standard	Reason
-	-	-	-	-	NO STACK EMMISSION

HAZARDOUS WASTES

1) From Process

Hazardous Waste Type	Total During Previous Financial year	Total During Current Financial year	UOM
5.1 Used or spent oil	0	0	
35.3 Chemical sludge from waste water treatment	0	0	

2) From Pollution Control Facilities

Hazardous Waste Type	Total During Previous Financial year	Total During Current Financial year	UOM
35.3 Chemical sludge from waste water treatment	-	-	Ton/Y

SOLID WASTES

1) From Process

Non Hazardous Waste Type	Total During Previous Financial year	Total During Current Financial year	UOM
OVERBURDEN	-	-	CMD

2) From Pollution Control Facilities

Non Hazardous Waste Type	Total During Previous Financial year	Total During Current Financial year	UOM
-	-	-	Ton/Y

3) Quantity Recycled or Re-utilized within the unit

Waste Type	Total During Previous Financial year	Total During Current Financial year	UOM
0	-	-	Kg
0	-	-	Kg

Please specify the characteristics(in terms of concentration and quantum) of hazardous as well as solid wastes and indicate disposal practice adopted for both these categories of wastes.

1) Hazardous Waste

Type of Hazardous Waste Generated	Qty of Hazardous Waste	UOM	Concentration of Hazardous Waste
0	-	Ton/Y	0

2) Solid Waste

Type of Solid Waste Generated	Qty of Solid Waste	UOM	Concentration of Solid Waste
-	-	Ton/Y	-

Impact of the pollution Control measures taken on conservation of natural resources and consequently on the cost of production.

Description	Reduction in Water Consumption (M3/day)	Reduction in Fuel & Solvent Consumption (KL/day)	Reduction in Raw Material (Kg)	Reduction in Power Consumption (KWH)	Capital Investment(in Lacs)	Reduction in Maintenance(in Lacs)
IN COMPARISION TO PREVIOUS FINANCIAL YEAR	-1962.75	5.48	1000	461000	-	-

Additional measures/investment proposal for environmental protection abatement of pollution, prevention of pollution.

[A] Investment made during the period of Environmental Statement

Detail of measures for Environmental Protection	Environmental Protection Measures	Capital Investment (Lacks)
-	-	-

[B] Investment Proposed for next Year

Detail of measures for Environmental Protection	Environmental Protection Measures	Capital Investment (Lacks)
-	-	-

Any other particulars in respect of environmental protection and abatement of pollution.

Particulars

-

Name & Designation

Jitendra Tiwari, Sub Area Manager

CHANDRAPUR AREA
(Maharashtra State)

Gmail Environment Deptt. WCL-Chandrapur Area <wclchaenv@gmail.com>

Application Receipt

1 message

MPCB Web Portal <portalsupport@mpcb.gov.in> Thu, Sep 5, 2019 at 5:24 PM
Reply-To: "portalsupport@mpcb.gov.in" <portalsupport@mpcb.gov.in>
To: wclchaenv@gmail.com

महाराष्ट्र प्रदूषण नियंत्रण मंडळ

Greeting BHATADI OPENCAST MINES (EXPN),

Your application has been received.

Your Unique application number (UAN) **MPCB-ENVIRONMENT_STATEMENT-0000017838**

Please use the UAN in all your correspondence with respect to this application

You may view your application details on your Application dashboard

Thanks for your application.

Disclaimer

This is an auto generated mail with if you are not a valid recipient please discard the same. This is not the spam.
In case of dispute, jurisdiction with respect to Maharashtra jurisdiction

Date: 05-09-2019

Gmail chanda rayatwari <crcchandrapur@gmail.com>

Application Receipt

1 message

MPCB Web Portal <portalsupport@mpcb.gov.in> Sat, Sep 14, 2019 at 4:17 PM
Reply-To: "portalsupport@mpcb.gov.in" <portalsupport@mpcb.gov.in>
To: crcchandrapur@gmail.com

महाराष्ट्र प्रदूषण नियंत्रण मंडळ

Greeting M/S Western Coalfields Limited Chanda Rayatwari Colliery,

Your application has been received.

Your Unique application number (UAN) **MPCB-ENVIRONMENT_STATEMENT-0000018340**

Please use the UAN in all your correspondence with respect to this application

You may view your application details on your Application dashboard

Thanks for your application.

Disclaimer

This is an auto generated mail with if you are not a valid recipient please discard the same. This is not the spam.
In case of dispute, jurisdiction with respect to Maharashtra jurisdiction

Date: 14-09-2019

महाराष्ट्र प्रदूषण नियंत्रण मंडळ

Industries

Applications | Dashboard | Change Password | Industry Documents | Logout

Ticketing system has been rolled out for your convinience.Kindly find the guidelines here Click here

Bank Guarantee module has been rolled out for your convinience.Kindly find the guidelines here Click here

Select Unit: All Units

Select Plant: All Plants

Filter Applications | View Unit Information

My Applications

Sr No.	UAN No.	Application Name	Application IIN	Application Date	Amount	Documents
1	MPCB-CONSENT-0000066122 Status: In Process	CONSENT	100001836000	31-01-2019	Rs 593718	Documents Payments Download
2	MPCB-CONSENT-0000050131 Status: In Process View CAC Minutes	CONSENT	100001836000	04-06-2018	Rs 626535	Documents Payments Download
3	MPCB-CONSENT-0000020614 Status: In Process	CONSENT	100001836000	03-02-2017	Rs 1776436	Documents Payments Download
4	MPCB-CONSENT-0000001181 Status: In Process	CONSENT	100001836000	13-03-2016	Rs 1648320	Documents Payments Download

Environment Statement

Sr No.	UAN No.	Application Name	Submitted Date	Action
1	MPCB-ENVIRONMENT_STATEMENT-0000000953	ENVIRONMENT STATEMENT	26-09-2016	Download
2	MPCB-ENVIRONMENT_STATEMENT-0000006985	ENVIRONMENT STATEMENT	29-09-2017	Download
3	MPCB-ENVIRONMENT_STATEMENT-0000012356	ENVIRONMENT STATEMENT	25-09-2018	Download
4	MPCB-ENVIRONMENT_STATEMENT-0000020917	ENVIRONMENT STATEMENT	28-09-2019	Download

Assessment Order List

No Statements found.

STATE ENVIRONMENT IMPACT ASSESSMENT AUTHORITY, MAHARASHTRA

Consolidated Statements

No Statements found.

Mass Tree Plantation

To participate MTP drive,Please click on below links:

To add details tree plantation details commited by **DURGAPUR OPENCAST MINE** click on the links below

Proposed Plantation

Actual Plantation

Mass Tree Plantation Dashboard:

14.8263
Total Area in Acres

14.8263
Actual area of plantation

15000
Proposed No. of Trees to be planted

15000
Actual No. of Trees Planted

Download Guidelines for Mass Tree Plantation

Copyright © 2019 All rights Reserved. | FAQ | Guidelines | Terms & Conditions | Tickets

Web enabled by Web Werks.
Portal support Helpline number - 7045113322 / 7045113344.

Gmail agent rayatwari <agentrsa@gmail.com>

Application Receipt

1 message

MPCB Web Portal <portalsupport@mpcb.gov.in> Fri, Sep 20, 2019 at 5:11 PM
Reply-To: "portalsupport@mpcb.gov.in" <portalsupport@mpcb.gov.in>
To: agentrsa@gmail.com

महाराष्ट्र प्रदूषण नियंत्रण मंडळ

Greeting M/S Western Coalfields Limited Durgapur Rayatwari Colliery,

Your application has been received.

Your Unique application number (UAN) **MPCB-ENVIRONMENT_STATEMENT-0000018902**

Please use the UAN in all your correspondence with respect to this application

You may view your application details on your Application dashboard

Thanks for your application.

Disclaimer

This is an auto generated mail with if you are not a valid recipient please discard the same. This is not the spam.
In case of dispute, jurisdiction with respect to Maharashtra jurisdiction

Date: 20-09-2019

Gmail RAJESH KUMAR DHABARIA <managerhlc1@gmail.com>

Application Receipt

1 message

MPCB Web Portal <portalsupport@mpcb.gov.in> Sun, Aug 11, 2019 at 3:31 PM
Reply-To: "portalsupport@mpcb.gov.in" <portalsupport@mpcb.gov.in>
To: managerhlc1@gmail.com

महाराष्ट्र प्रदूषण नियंत्रण मंडळ

Greeting HINDUSTAN LALPETH COLLIERY MINE-1 & 3,

Your application has been received.

Your Unique application number (UAN) **MPCB-ENVIRONMENT_STATEMENT-0000017298**

Please use the UAN in all your correspondence with respect to this application

You may view your application details on your Application dashboard

Thanks for your application.

Disclaimer

This is an auto generated mail with if you are not a valid recipient please discard the same. This is not the spam.
In case of dispute, jurisdiction with respect to Maharashtra jurisdiction

Date: 11-08-2019

Gmail Hindustan Lalpeth SubArea <hlsubarea@gmail.com>

Application Receipt

1 message

MPCB Web Portal <portalsupport@mpcb.gov.in> Fri, Sep 27, 2019 at 6:08 PM
Reply-To: "portalsupport@mpcb.gov.in" <portalsupport@mpcb.gov.in>
To: hlsubarea@gmail.com

महाराष्ट्र प्रदूषण नियंत्रण मंडळ

Greeting HINDUSTAN LALPETH OPENCAST PROJECT,

Your application has been received.

Your Unique application number (UAN) **MPCB-ENVIRONMENT_STATEMENT-0000020494**

Please use the UAN in all your correspondence with respect to this application

You may view your application details on your Application dashboard

Thanks for your application.

Disclaimer

This is an auto generated mail with if you are not a valid recipient please discard the same. This is not the spam.
In case of dispute, jurisdiction with respect to Maharashtra jurisdiction

Date: 27-09-2019

Gmail manna mine <manna.safety@gmail.com>

Application Receipt

1 message

MPCB Web Portal <portalsupport@mpcb.gov.in> Sat, Sep 21, 2019 at 4:13 PM
Reply-To: "portalsupport@mpcb.gov.in" <portalsupport@mpcb.gov.in>
To: manna.safety@gmail.com

महाराष्ट्र प्रदूषण नियंत्रण मंडळ

Greeting M/S. Western Coalfields Limited Manna Incline Colliery,

Your application has been received.

Your Unique application number (UAN) **MPCB-ENVIRONMENT_STATEMENT-0000019015**

Please use the UAN in all your correspondence with respect to this application

You may view your application details on your Application dashboard

Thanks for your application.

Disclaimer

This is an auto generated mail with if you are not a valid recipient please discard the same. This is not the spam.
In case of dispute, jurisdiction with respect to Maharashtra jurisdiction

Date: 21-09-2019

Gmail mahakali colliery <mahakalicolliery@gmail.com>

Application Receipt

1 message

MPCB Web Portal <portalsupport@mpcb.gov.in> Sun, Jun 2, 2019 at 11:30 AM
Reply-To: "portalsupport@mpcb.gov.in" <portalsupport@mpcb.gov.in>
To: mahakalicolliery@gmail.com

महाराष्ट्र प्रदूषण नियंत्रण मंडळ

Greeting M/S Western Coalfields Limited Mahakali Colliery,

Your application has been received.

Your Unique application number (UAN) **MPCB-ENVIRONMENT_STATEMENT-0000016220**

Please use the UAN in all your correspondence with respect to this application

You may view your application details on your Application dashboard

Thanks for your application.

Disclaimer

This is an auto generated mail with if you are not a valid recipient please discard the same. This is not the spam.
In case of dispute, jurisdiction with respect to Maharashtra jurisdiction

Date: 02-06-2019

Gmail manager nandgaon incline <managernicha@gmail.com>

Application Receipt

1 message

MPCB Web Portal <portalsupport@mpcb.gov.in> Fri, Sep 20, 2019 at 10:55 AM
Reply-To: "portalsupport@mpcb.gov.in" <portalsupport@mpcb.gov.in>
To: managernicha@gmail.com

महाराष्ट्र प्रदूषण नियंत्रण मंडळ

Greeting M/S Western Coalfields Limited Nandgaon Incline Colliery,

Your application has been received.

Your Unique application number (UAN) **MPCB-ENVIRONMENT_STATEMENT-0000018808**

Please use the UAN in all your correspondence with respect to this application

You may view your application details on your Application dashboard

Thanks for your application.

Disclaimer

This is an auto generated mail with if you are not a valid recipient please discard the same. This is not the spam.
In case of dispute, jurisdiction with respect to Maharashtra jurisdiction

Date: 20-09-2019

Gmail Sub Area manager <sampadmapur@gmail.com>

Application Receipt

1 message

MPCB Web Portal <portalsupport@mpcb.gov.in> Sun, Sep 29, 2019 at 4:33 PM
Reply-To: "portalsupport@mpcb.gov.in" <portalsupport@mpcb.gov.in>
To: sampadmapur@gmail.com

महाराष्ट्र प्रदूषण नियंत्रण मंडळ

Greeting PADMAPUR OPENCAST MINE,

Your application has been received.

Your Unique application number (UAN) **MPCB-ENVIRONMENT_STATEMENT-0000021068**

Please use the UAN in all your correspondence with respect to this application

You may view your application details on your Application dashboard

Thanks for your application.

Disclaimer

This is an auto generated mail with if you are not a valid recipient please discard the same. This is not the spam.
In case of dispute, jurisdiction with respect to Maharashtra jurisdiction

Date: 29-09-2019

MAJRI AREA

(Maharashtra State)

Sr No.	UAN No.	Application Name	Application IIN	Application Date	Amount	Documents
1	MPCB-CONSENT-0000067296 Status: In Process	CONSENT	100015587000	18-02-2019	Rs 260000	Documents Payments Download
2	MPCB-CONSENT-0000036209 Status: In Process View CC Minutes	CONSENT	100015587000	13-11-2017	Rs 260000	Documents Payments Download

Environment Statement

Sr No.	UAN No.	Application Name	Submitted Date	Action
1	MPCB-ENVIRONMENT_STATEMENT-0000000189	ENVIRONMENT STATEMENT	03-09-2016	Download
2	MPCB-ENVIRONMENT_STATEMENT-0000003919	ENVIRONMENT STATEMENT	01-08-2017	Download
3	MPCB-ENVIRONMENT_STATEMENT-0000011314	ENVIRONMENT STATEMENT	16-09-2018	Download
4	MPCB-ENVIRONMENT_STATEMENT-0000017923	ENVIRONMENT STATEMENT	08-09-2019	Download

Assessment Order List

No Statements found.

Environment Statement

Sr No.	UAN No.	Application Name	Submitted Date	Action
1	MPCB-ENVIRONMENT_STATEMENT-0000000157	ENVIRONMENT STATEMENT	01-09-2016	Download
2	MPCB-ENVIRONMENT_STATEMENT-0000000200	ENVIRONMENT STATEMENT	06-09-2016	Download
3	MPCB-ENVIRONMENT_STATEMENT-0000004237	ENVIRONMENT STATEMENT	01-09-2017	Download
4	MPCB-ENVIRONMENT_STATEMENT-0000011994	ENVIRONMENT STATEMENT	23-09-2018	Download
5	MPCB-ENVIRONMENT_STATEMENT-0000017926	ENVIRONMENT STATEMENT	08-09-2019	Download

Assessment Order List

No Statements found.

STATE ENVIRONMENT IMPACT
ASSESSMENT AUTHORITY, MAHARASHTRA

www.ecmpcb.in/environment/downloads/MjM5NDg=
PmJz8KmM.pdf
Show all downloads...
MPCB Web Portal - ...
CI_31.03.19
Public
Links
EN
1:39 PM

Download certificate

Status: Approved

Payments

Download

Environment Statement

Sr No.	UAN No.	Application Name	Submitted Date	Action
1	MPCB-ENVIRONMENT_STATEMENT-0000000154	ENVIRONMENT STATEMENT	01-09-2016	Download
2	MPCB-ENVIRONMENT_STATEMENT-0000004188	ENVIRONMENT STATEMENT	26-08-2017	Download
3	MPCB-ENVIRONMENT_STATEMENT-0000012046	ENVIRONMENT STATEMENT	24-09-2018	Download
4	MPCB-ENVIRONMENT_STATEMENT-0000017924	ENVIRONMENT STATEMENT	08-09-2019	Download

Assessment Order List

No Statements found.

STATE ENVIRONMENT IMPACT ASSESSMENT AUTHORITY, MAHARASHTRA

Consolidated Statements

No Statements found

Environment Statement

Sr No.	UAN No.	Application Name	Submitted Date	Action
1	MPCB-ENVIRONMENT_STATEMENT-0000000147	ENVIRONMENT STATEMENT	31-08-2016	Download
2	MPCB-ENVIRONMENT_STATEMENT-0000000148	ENVIRONMENT STATEMENT	31-08-2016	Download
3	MPCB-ENVIRONMENT_STATEMENT-0000000149	ENVIRONMENT STATEMENT	31-08-2016	Download
4	MPCB-ENVIRONMENT_STATEMENT-0000004163	ENVIRONMENT STATEMENT	23-08-2017	Download
5	MPCB-ENVIRONMENT_STATEMENT-0000011310	ENVIRONMENT STATEMENT	16-09-2018	Download
6	MPCB-ENVIRONMENT_STATEMENT-0000017715	ENVIRONMENT STATEMENT	01-09-2019	Download

Assessment Order List

No Statements found.

STATE ENVIRONMENT IMPACT
ASSESSMENT AUTHORITY, MAHARASHTRA

Consolidated Statements

No Statements found.

Sr No.	UAN No.	Application Name	Application IIN	Application Date	Amount	Documents
1	MPCB-CONSENT-0000001178 Download certificate Status: Approved	CONSENT	100001899000	13-03-2016	Rs 1950000	Documents Payments Download

Environment Statement

Sr No.	UAN No.	Application Name	Submitted Date	Action
1	MPCB-ENVIRONMENT_STATEMENT-0000000158	ENVIRONMENT STATEMENT	01-09-2016	Download
2	MPCB-ENVIRONMENT_STATEMENT-0000004166	ENVIRONMENT STATEMENT	23-08-2017	Download
3	MPCB-ENVIRONMENT_STATEMENT-0000011943	ENVIRONMENT STATEMENT	22-09-2018	Download
4	MPCB-ENVIRONMENT_STATEMENT-0000017716	ENVIRONMENT STATEMENT	01-09-2019	Download

Assessment Order List

No Statements found.

STATE ENVIRONMENT IMPACT

Status: In Process

Payments
Download

Environment Statement

Sr No.	UAN No.	Application Name	Submitted Date	Action
1	MPCB-ENVIRONMENT_STATEMENT-0000000184	ENVIRONMENT STATEMENT	02-09-2016	Download
2	MPCB-ENVIRONMENT_STATEMENT-0000003975	ENVIRONMENT STATEMENT	05-08-2017	Download
3	MPCB-ENVIRONMENT_STATEMENT-0000011360	ENVIRONMENT STATEMENT	17-09-2018	Download
4	MPCB-ENVIRONMENT_STATEMENT-0000017718	ENVIRONMENT STATEMENT	01-09-2019	Download

Assessment Order List

No Statements found.

STATE ENVIRONMENT IMPACT
ASSESSMENT AUTHORITY, MAHARASHTRA

Consolidated Statements

Environment Statement

Sr No.	UAN No.	Application Name	Submitted Date	Action
1	MPCB-ENVIRONMENT_STATEMENT-0000000185	ENVIRONMENT STATEMENT	02-09-2016	Download
2	MPCB-ENVIRONMENT_STATEMENT-0000003972	ENVIRONMENT STATEMENT	05-08-2017	Download
3	MPCB-ENVIRONMENT_STATEMENT-0000010865	ENVIRONMENT STATEMENT	06-09-2018	Download
4	MPCB-ENVIRONMENT_STATEMENT-0000017717	ENVIRONMENT STATEMENT	01-09-2019	Download

Assessment Order List

No Statements found.

STATE ENVIRONMENT IMPACT ASSESSMENT AUTHORITY, MAHARASHTRA

Consolidated Statements

No Statements found.

UMRER AREA

(Maharashtra State)

Maharashtra Pollution Control Board

महाराष्ट्र प्रदूषण नियंत्रण मंडळ

FORM V

Environmental Audit Report for the financial Year ending the 31st March 2019

Unique Application Number
MPCB-ENVIRONMENT_STATEMENT-0000019653

Submitted Date
25-09-2019

Company Information

Company Name
M/s. Western Coalfields Limited, Dinesh Opencast Mine

Application UAN number
MPCB-CONSENT-0000032964

Address
Makardhokra Sub Area Manager, WCL, Umrer Area, Hevati, Tal: Umred, Dist: Nagpur

Plot no
Toposheet no. 55 P/5 of Survey of India

Taluka
Umred

Village
Hevati

Capital Investment (In lakhs)
49640.14

Scale
L.S.I

City
Nagpur

Pincode
441204

Person Name
D. K. Gupta

Designation
Sub Area Manager

Telephone Number
8275971325

Fax Number
07116247374

Email
sammkd3umrer@gmail.com

Region
SRO-Nagpur II

Industry Category
Red

Industry Type
R35 Mining and ore beneficiation

Last Environmental statement submitted online
yes

Consent Number
BO/CAC Cell/ UAN NO. 0000032964/R/CAC-1804000355

Consent Issue Date
07/04/18

Consent Valid Upto
31/03/20

Product Information

Product Name	*Consent Quantity*	*Actual Quantity*	*UOM*
Coal	3.00	3.00	MT/A

By-product Information

By Product Name	*Consent Quantity*	*Actual Quantity*	*UOM*
NA	-	-	MT/A

1) Water Consumption in m3/day

Water Consumption for	*Consent Quantity in m3/day*	*Actual Quantity in m3/day*
Process	650	650
Cooling	-	-
Domestic	61.2	61.2
All others	-	-
Total	711.2	711.2

1) Effluent Generation in CMD / MLD

Particulars	Consent Quantity	Actual Quantity	UOM
Mine Discharge	2850	2850	CMD

2) Product Wise Process Water Consumption (cubic meter of process water per unit of product)

Name of Products (Production)	During the Previous financial Year	During the current Financial year	UOM
Coal (Cubic meter/ tonne)	0.064	0.073	CMD

3) Raw Material Consumption (Consumption of raw material per unit of product)

Name of Raw Materials	During the Previous financial Year	During the current Financial year	UOM
Explosive (Kg/ tonne)	1.35	2.02	

4) Fuel Consumption

Fuel Name	Consent quantity	Actual Quantity	UOM
--NA--	0	0	KL/A

Pollution discharged to environment/unit of output (Parameter as specified in the consent issued)

[A] Water

Pollutants Detail	Quantity of Pollutants discharged (kL/day)	Concentration of Pollutants discharged(Mg/Lit) Except PH,Temp,Colour	Percentage of variation from prescribed standards with reasons		
	Quantity	Concentration	%variation	Standard	Reason
Report Enclosed	-	-	-	-	-

[B] Air (Stack)

Pollutants Detail	Quantity of Pollutants discharged (kL/day)	Concentration of Pollutants discharged(Mg/NM3)	Percentage of variation from prescribed standards with reasons		
	Quantity	Concentration	%variation	Standard	Reason
-	-	-	-	-	-

HAZARDOUS WASTES

1) From Process

Hazardous Waste Type	Total During Previous Financial year	Total During Current Financial year	UOM
0	0	0	KL/A

2) From Pollution Control Facilities

Hazardous Waste Type	Total During Previous Financial year	Total During Current Financial year	UOM
5.1 Used or spent oil	4.38	3.29	KL/A
35.3 Chemical sludge from waste water treatment	14.96	13.14	Ton/Y

SOLID WASTES

1) From Process

Non Hazardous Waste Type	Total During Previous Financial year	Total During Current Financial year	UOM
Over Burden	16051610	16402702	M3/Anum

2) From Pollution Control Facilities

Non Hazardous Waste Type	Total During Previous Financial year	Total During Current Financial year	UOM
-	-	-	CMD

3) Quantity Recycled or Re-utilized within the unit

Waste Type	Total During Previous Financial year	Total During Current Financial year	UOM
0	-	-	CMD

Please specify the characteristics(in terms of concentration and quantum) of hazardous as well as solid wastes and indicate disposal practice adopted for both these categories of wastes.

1) Hazardous Waste

Type of Hazardous Waste Generated	Qty of Hazardous Waste	UOM	Concentration of Hazardous Waste
5.1 Used or spent oil	3.29	KL/A	Sold to authorized recycler
35.3 Chemical sludge from waste water treatment	13.14	Ton/Y	Disposed by MEPL, Butibori

2) Solid Waste

Type of Solid Waste Generated	Qty of Solid Waste	UOM	Concentration of Solid Waste
Over Burden	16402702	M3/Anum	OB Dumps

Impact of the pollution Control measures taken on conservation of natural resources and consequently on the cost of production.

Description	Reduction in Water Consumption (M3/day)	Reduction in Fuel & Solvent Consumption (KL/day)	Reduction in Raw Material (Kg)	Reduction in Power Consumption (KWH)	Capital Investment(in Lacs)	Reduction in Maintenance(in Lacs)
-	-	-	-	-	-	-

Additional measures/investment proposal for environmental protection abatement of pollution, prevention of pollution.

[A] Investment made during the period of Environmental Statement

Detail of measures for Environmental Protection	Environmental Protection Measures	Capital Investment (Lacks)
Capital Expenditure	Environmental Protection Measures	36.38

[B] Investment Proposed for next Year

Detail of measures for Environmental Protection	Environmental Protection Measures	Capital Investment (Lacks)
Capital Budget	Dust suppression	20.00
Revenue Budget	Dust suppression and monitoring	10.00

Any other particulars in respect of environmental protection and abatement of pollution.

Particulars

-

Name & Designation

D. K. Gupta, Dy. GM (Min)

Maharashtra Pollution Control Board

महाराष्ट्र प्रदूषण नियंत्रण मंडळ

FORM V

Environmental Audit Report for the financial Year ending the 31st March 2019

Unique Application Number
MPCB-ENVIRONMENT_STATEMENT-0000020679

Submitted Date
28-09-2019

Company Information

Company Name
Western Coal Fields Ltd, Gokul Opencast Mine

Application UAN number
MPCB-CONSENT-0000043038

Address
Gokul Opencast Mine, 40 A, Piraya, Tal: Bhiwapur, Dist: Nagpur

Plot no	***Taluka***	***Village***
-	Bhiwapur	Piraya
Capital Investment (In lakhs)	***Scale***	***City***
24893	LSI	NAGPUR
Pincode	***Person Name***	***Designation***
441201	A. Lakhe	Sub Area Manager
Telephone Number	***Fax Number***	***Email***
07170230101	07116247374	samgokuloc@gmail.com
Region	***Industry Category***	***Industry Type***
SRO-Nagpur II	Red	R35 Mining and ore beneficiation
Last Environmental statement submitted online	***Consent Number***	***Consent Issue Date***
yes	FORMAT 1.0/BO/CAC-Cell/CAC-UAN No.43038/CAC-1901000314	05/01/19

Consent Valid Upto
31/08/21

Product Information

Product Name	***Consent Quantity***	***Actual Quantity***	***UOM***
Coal	1.875	1.875	MT/A

By-product Information

By Product Name	***Consent Quantity***	***Actual Quantity***	***UOM***
NA	-	-	CMD

1) Water Consumption in m3/day

Water Consumption for	***Consent Quantity in m3/day***	***Actual Quantity in m3/day***
Process	440	440
Cooling	-	-
Domestic	93	93
All others	-	-
Total	533	533

1) Effluent Generation in CMD / MLD

Particulars	Consent Quantity	Actual Quantity	UOM
Mine Discharge	4007	4000	CMD

2) Product Wise Process Water Consumption (cubic meter of process water per unit of product)

Name of Products (Production)	During the Previous financial Year	During the current Financial year	UOM
Coal (cum/Te)	0.043	0.086	CMD

3) Raw Material Consumption (Consumption of raw material per unit of product)

Name of Raw Materials	During the Previous financial Year	During the current Financial year	UOM
Explosive (kg/Te)	4.18	5.27	

4) Fuel Consumption

Fuel Name	Consent quantity	Actual Quantity	UOM
-	-	-	KL/A

Pollution discharged to environment/unit of output (Parameter as specified in the consent issued)

[A] Water

Pollutants Detail	Quantity of Pollutants discharged (kL/day)	Concentration of Pollutants discharged(Mg/Lit) Except PH,Temp,Colour	Percentage of variation from prescribed standards with reasons		
	Quantity	Concentration	%variation	Standard	Reason
Report attached	-	-	-	-	-

[B] Air (Stack)

Pollutants Detail	Quantity of Pollutants discharged (kL/day)	Concentration of Pollutants discharged(Mg/NM3)	Percentage of variation from prescribed standards with reasons		
	Quantity	Concentration	%variation	Standard	Reason
Not Applicable	-	-	-	-	-

HAZARDOUS WASTES

1) From Process

Hazardous Waste Type	Total During Previous Financial year	Total During Current Financial year	UOM
0	-	-	KL/A

2) From Pollution Control Facilities

Hazardous Waste Type	Total During Previous Financial year	Total During Current Financial year	UOM
5.1 Used or spent oil	6.70	6.20	KL/A
35.3 Chemical sludge from waste water treatment	18.83	16.23	Ton/Y

SOLID WASTES

1) From Process

Non Hazardous Waste Type	Total During Previous Financial year	Total During Current Financial year	UOM
Overburden	15096361	18000046	CMD

2) From Pollution Control Facilities

Non Hazardous Waste Type	Total During Previous Financial year	Total During Current Financial year	UOM
-	-	-	CMD

3) Quantity Recycled or Re-utilized within the unit

Waste Type	Total During Previous Financial year	Total During Current Financial year	UOM
0	-	-	CMD

Please specify the characteristics(in terms of concentration and quantum) of hazardous as well as solid wastes and indicate disposal practice adopted for both these categories of wastes.

1) Hazardous Waste

Type of Hazardous Waste Generated	Qty of Hazardous Waste	UOM	Concentration of Hazardous Waste
5.1 Used or spent oil	6.20	KL/A	Sold to authorized recycler
35.3 Chemical sludge from waste water treatment	16.23	Ton/Y	Disposed by MEPL, Butibori

2) Solid Waste

Type of Solid Waste Generated	Qty of Solid Waste	UOM	Concentration of Solid Waste
Overburden	18000046	M3/Anum	OB dump site

Impact of the pollution Control measures taken on conservation of natural resources and consequently on the cost of production.

Description	Reduction in Water Consumption (M3/day)	Reduction in Fuel & Solvent Consumption (KL/day)	Reduction in Raw Material (Kg)	Reduction in Power Consumption (KWH)	Capital Investment(in Lacs)	Reduction in Maintenance(in Lacs)
-	-	-	-	-	-	-

Additional measures/investment proposal for environmental protection abatement of pollution, prevention of pollution.

[A] Investment made during the period of Environmental Statement

Detail of measures for Environmental Protection	Environmental Protection Measures	Capital Investment (Lacks)
Revenue Expenditure	Environmental Measures	46.90

[B] Investment Proposed for next Year

Detail of measures for Environmental Protection	Environmental Protection Measures	Capital Investment (Lacks)
Revenue Budget	Environmental Measures	20.00

Any other particulars in respect of environmental protection and abatement of pollution.

Particulars

Environmental protection and Dust suppression

Name & Designation

A. Lakhe, Sub Area Manager

Maharashtra Pollution Control Board

महाराष्ट्र प्रदूषण नियंत्रण मंडळ

FORM V

Environmental Audit Report for the financial Year ending the 31st March 2019

Unique Application Number
MPCB-ENVIRONMENT_STATEMENT-0000019635

Submitted Date
25-09-2019

Company Information

Company Name
M/s. Western Coalfields Limited, Makardhokda-I Opencast Mine

Application UAN number
MPCB-CONSENT-0000024388

Address
Sub Area Manager, MKD-I OC Mine, Location: Near Shirpur village, Revenue survey No. 22, Topo Sheet No. 55-P/1 & 55-P/5, P.O: Umrer Project, Tehsil: Umred, Distt: Nagpur, Pin 441204, Maharashtra.

Plot no	***Taluka***	***Village***
-	Umred	Shirpur
Capital Investment (In lakhs)	***Scale***	***City***
9904.66	LSI	Nagpur
Pincode	***Person Name***	***Designation***
441204	Rajeev Singh	Sub Area Manager
Telephone Number	***Fax Number***	***Email***
07116247395	07116247374	sammkdumrer@gmail.com
Region	***Industry Category***	***Industry Type***
SRO-Nagpur II	Red	R35 Mining and ore beneficiation
Last Environmental statement submitted online	***Consent Number***	***Consent Issue Date***
yes	Format 1.0/BO/CAC-CELL/CAC-UAN No.24388/CC-1901000356	05/01/19

Consent Valid Upto
31/03/21

Product Information

Product Name	***Consent Quantity***	***Actual Quantity***	***UOM***
Coal	2.0	2.0	MT/A

By-product Information

By Product Name	***Consent Quantity***	***Actual Quantity***	***UOM***
NA	-	-	CMD

1) Water Consumption in m3/day

Water Consumption for	***Consent Quantity in m3/day***	***Actual Quantity in m3/day***
Process	470	470
Cooling	-	-
Domestic	10	10
All others	-	-

Total	480	480

1) Effluent Generation in CMD / MLD

Particulars	Consent Quantity	Actual Quantity	UOM
Mine discharge	2268	2268	CMD

2) Product Wise Process Water Consumption (cubic meter of process water per unit of product)

Name of Products (Production)	During the Previous financial Year	During the current Financial year	UOM
Coal (Cubic meter/tonne)	0.052	0.086	CMD

3) Raw Material Consumption (Consumption of raw material per unit of product)

Name of Raw Materials	During the Previous financial Year	During the current Financial year	UOM
Explosive (Kg/tonne)	0.959	1.072	

4) Fuel Consumption

Fuel Name	Consent quantity	Actual Quantity	UOM
-	-	-	KL/A

Pollution discharged to environment/unit of output (Parameter as specified in the consent issued)

[A] Water

Pollutants Detail	Quantity of Pollutants discharged (kL/day)	Concentration of Pollutants discharged(Mg/Lit) Except PH,Temp,Colour	Percentage of variation from prescribed standards with reasons		
	Quantity	Concentration	%variation	Standard	Reason
Report Enclosed	-	-	-	-	-

[B] Air (Stack)

Pollutants Detail	Quantity of Pollutants discharged (kL/day)	Concentration of Pollutants discharged(Mg/NM3)	Percentage of variation from prescribed standards with reasons		
	Quantity	Concentration	%variation	Standard	Reason
-	-	-	-	-	-

HAZARDOUS WASTES

1) From Process

Hazardous Waste Type	Total During Previous Financial year	Total During Current Financial year	UOM
0	-	-	KL/A

2) From Pollution Control Facilities

Hazardous Waste Type	Total During Previous Financial year	Total During Current Financial year	UOM
5.1 Used or spent oil	11.68	11.32	KL/A
35.3 Chemical sludge from waste water treatment	540.0	512.0	Kg/Annum

SOLID WASTES

1) From Process

Non Hazardous Waste Type	Total During Previous Financial year	Total During Current Financial year	UOM
Over burden	5712306	6827204	M3/Anum

2) From Pollution Control Facilities

Non Hazardous Waste Type	Total During Previous Financial year	Total During Current Financial year	UOM

-	-	-	CMD

3) Quantity Recycled or Re-utilized within the unit

Waste Type	Total During Previous Financial year	Total During Current Financial year	UOM
0	-	-	CMD

Please specify the characteristics(in terms of concentration and quantum) of hazardous as well as solid wastes and indicate disposal practice adopted for both these categories of wastes.

1) Hazardous Waste

Type of Hazardous Waste Generated	Qty of Hazardous Waste	UOM	Concentration of Hazardous Waste
5.1 Used or spent oil	11.32	KL/A	Sold to authorized recycler
35.3 Chemical sludge from waste water treatment	512.0	Kg/Annum	Disposed by MEPL, Butibori

2) Solid Waste

Type of Solid Waste Generated	Qty of Solid Waste	UOM	Concentration of Solid Waste
Over burden	6827204	M3/Anum	Onsite OB dump (Back filling)

Impact of the pollution Control measures taken on conservation of natural resources and consequently on the cost of production.

Description	Reduction in Water Consumption (M3/day)	Reduction in Fuel & Solvent Consumption (KL/day)	Reduction in Raw Material (Kg)	Reduction in Power Consumption (KWH)	Capital Investment(in Lacs)	Reduction in Maintenance(in Lacs)
-	-	-	-	-	-	-

Additional measures/investment proposal for environmental protection abatement of pollution, prevention of pollution.

[A] Investment made during the period of Environmental Statement

Detail of measures for Environmental Protection	Environmental Protection Measures	Capital Investment (Lacks)
Capital Expenditure	Environmental Protection Measures	23.64

[B] Investment Proposed for next Year

Detail of measures for Environmental Protection	Environmental Protection Measures	Capital Investment (Lacks)
Revenue Budget	Dust suppression and monitoring	10.0

Any other particulars in respect of environmental protection and abatement of pollution.

Particulars

-

Name & Designation

D. K. Gupta, Dy. GM (Min)

Maharashtra Pollution Control Board

महाराष्ट्र प्रदूषण नियंत्रण मंडळ

FORM V

Environmental Audit Report for the financial Year ending the 31st March 2019

Unique Application Number
MPCB-ENVIRONMENT_STATEMENT-0000020625

Submitted Date
28-09-2019

Company Information

Company Name
M/s Western Coal Fields Ltd., Murpar Underground Mine Project

Application UAN number
MPCB-CONSENT-0000038469

Address
Sub Area Manager,Murpar UG Mine,WCL Umrer Area, Post:Khadasangi, Tehsil: Chimur, Dist. Chandrapur, Maharashtra

Plot no	***Taluka***	***Village***
-	Chimur	Khadasangi
Capital Investment (In lakhs)	***Scale***	***City***
2538	LSI	Chimur
Pincode	***Person Name***	***Designation***
442908	A. M. Lakhe	Sub Area Manager
Telephone Number	***Fax Number***	***Email***
071702301014	07116247374	sammurparug@gmail.com
Region	***Industry Category***	***Industry Type***
SRO-Chandrapur	Red	R35 Mining and ore beneficiation
Last Environmental statement submitted online	***Consent Number***	***Consent Issue Date***
yes	BO/JD(APC)/TB-2UAN No.38469/R/CC-1901001995	28/01/19
Consent Valid Upto		
31/12/19		

Product Information

Product Name	***Consent Quantity***	***Actual Quantity***	***UOM***
Coal	0.27	0.009	MT/A

By-product Information

By Product Name	***Consent Quantity***	***Actual Quantity***	***UOM***
NA	-	-	CMD

1) Water Consumption in m3/day

Water Consumption for	***Consent Quantity in m3/day***	***Actual Quantity in m3/day***
Process	50	50
Cooling	-	-
Domestic	130	130
All others	-	-

Total	180	180

1) Effluent Generation in CMD / MLD

Particulars	Consent Quantity	Actual Quantity	UOM
Mine Discharge	2810	2810	CMD

2) Product Wise Process Water Consumption (cubic meter of process water per unit of product)

Name of Products (Production)	During the Previous financial Year	During the current Financial year	UOM
Coal (Cubic meter/tonne)	0	1.956	CMD

3) Raw Material Consumption (Consumption of raw material per unit of product)

Name of Raw Materials	During the Previous financial Year	During the current Financial year	UOM
Explosive(Kg/tonne)	0	0	CMD

4) Fuel Consumption

Fuel Name	Consent quantity	Actual Quantity	UOM
NA	-	-	CMD

Pollution discharged to environment/unit of output (Parameter as specified in the consent issued)

[A] Water

Pollutants Detail	Quantity of Pollutants discharged (kL/day)	Concentration of Pollutants discharged(Mg/Lit) Except PH,Temp,Colour	Percentage of variation from prescribed standards with reasons		
	Quantity	Concentration	%variation	Standard	Reason
Report Enclosed	-	-	-	-	-

[B] Air (Stack)

Pollutants Detail	Quantity of Pollutants discharged (kL/day)	Concentration of Pollutants discharged(Mg/NM3)	Percentage of variation from prescribed standards with reasons		
	Quantity	Concentration	%variation	Standard	Reason
Not Applicable	-	-	-	-	-

HAZARDOUS WASTES

1) From Process

Hazardous Waste Type	Total During Previous Financial year	Total During Current Financial year	UOM
0	-	-	CMD

2) From Pollution Control Facilities

Hazardous Waste Type	Total During Previous Financial year	Total During Current Financial year	UOM
0	-	-	CMD

SOLID WASTES

1) From Process

Non Hazardous Waste Type	Total During Previous Financial year	Total During Current Financial year	UOM
NA	-	-	CMD

2) From Pollution Control Facilities

Non Hazardous Waste Type	Total During Previous Financial year	Total During Current Financial year	UOM
NA	-	-	CMD

3) Quantity Recycled or Re-utilized within the unit

Waste Type	Total During Previous Financial year	Total During Current Financial year	UOM
0	-	-	CMD

Please specify the characteristics(in terms of concentration and quantum) of hazardous as well as solid wastes and indicate disposal practice adopted for both these categories of wastes.

1) Hazardous Waste

Type of Hazardous Waste Generated	Qty of Hazardous Waste	UOM	Concentration of Hazardous Waste
0	-	CMD	-

2) Solid Waste

Type of Solid Waste Generated	Qty of Solid Waste	UOM	Concentration of Solid Waste
NA	-	CMD	-

Impact of the pollution Control measures taken on conservation of natural resources and consequently on the cost of production.

Description	Reduction in Water Consumption (M3/day)	Reduction in Fuel & Solvent Consumption (KL/day)	Reduction in Raw Material (Kg)	Reduction in Power Consumption (KWH)	Capital Investment(in Lacs)	Reduction in Maintenance(in Lacs)
-	-	-	-	-	-	-

Additional measures/investment proposal for environmental protection abatement of pollution, prevention of pollution.

[A] Investment made during the period of Environmental Statement

Detail of measures for Environmental Protection	Environmental Protection Measures	Capital Investment (Lacks)
-	-	-

[B] Investment Proposed for next Year

Detail of measures for Environmental Protection	Environmental Protection Measures	Capital Investment (Lacks)
-	-	-

Any other particulars in respect of environmental protection and abatement of pollution.

Particulars

-

Name & Designation

A. M. Lakhe, Sub Area Manager

Maharashtra Pollution Control Board

महाराष्ट्र प्रदूषण नियंत्रण मंडळ

FORM V

Environmental Audit Report for the financial Year ending the 31st March 2019

Unique Application Number
MPCB-ENVIRONMENT_STATEMENT-0000018896

Submitted Date
20-09-2019

Company Information

Company Name
M/s. Western Coalfields Limited, Umrer Opencast Mine

Application UAN number
-

Address
Sub Area Manager, Umrer OC Mine, Near village Wayagaon-Ghoturli, P.O. Umrer Project, Tehsil Umred, Dist. Nagpur, Pin 441204, Maharashtra.

Plot no
-

Taluka
Umred

Village
Shirpur

Capital Investment (In lakhs)
32534.00

Scale
LSI

City
Nagpur

Pincode
441204

Person Name
Rajeev Singh

Designation
Dy. GM (MIN)

Telephone Number
07116247395

Fax Number
07116247374

Email
samumreroc@gmail.com

Region
SRO-Nagpur II

Industry Category
Red

Industry Type
R35 Mining and ore beneficiation

Last Environmental statement submitted online
yes

Consent Number
UAN no. 0000065263, approved in 8th CAC Meeting of 2019-2020 06/08/19

Consent Issue Date
06/08/2019

Consent Valid Upto
31/03/2021

Product Information

Product Name	***Consent Quantity***	***Actual Quantity***	***UOM***
COAL	4.9	4.9	MT/A

By-product Information

By Product Name	***Consent Quantity***	***Actual Quantity***	***UOM***
NA	-	-	CMD

1) Water Consumption in m3/day

Water Consumption for	***Consent Quantity in m3/day***	***Actual Quantity in m3/day***
Process	600	600
Cooling	-	-
Domestic	726	726
All others	-	-
Total	1326	1326

1) Effluent Generation in CMD / MLD

Particulars	Consent Quantity	Actual Quantity	UOM
Mine discharge	2650	2650	CMD

2) Product Wise Process Water Consumption (cubic meter of process water per unit of product)

Name of Products (Production)	During the Previous financial Year	During the current Financial year	UOM
Coal (Cubic meter/Tone)	0.035	0.044	CMD

3) Raw Material Consumption (Consumption of raw material per unit of product)

Name of Raw Materials	During the Previous financial Year	During the current Financial year	UOM
Explosive (Kg/Tonne)	0.319	0.394	

4) Fuel Consumption

Fuel Name	Consent quantity	Actual Quantity	UOM
-	-	-	CMD

Pollution discharged to environment/unit of output (Parameter as specified in the consent issued)

[A] Water

Pollutants Detail	Quantity of Pollutants discharged (kL/day)	Concentration of Pollutants discharged(Mg/Lit) Except PH,Temp,Colour	Percentage of variation from prescribed standards with reasons		
	Quantity	Concentration	%variation	Standard	Reason
Report Enclosed	-	-	-	-	-

[B] Air (Stack)

Pollutants Detail	Quantity of Pollutants discharged (kL/day)	Concentration of Pollutants discharged(Mg/NM3)	Percentage of variation from prescribed standards with reasons		
	Quantity	Concentration	%variation	Standard	Reason
Not applicable	-	-	-	-	-

HAZARDOUS WASTES

1) From Process

Hazardous Waste Type	Total During Previous Financial year	Total During Current Financial year	UOM
0	-	-	CMD

2) From Pollution Control Facilities

Hazardous Waste Type	Total During Previous Financial year	Total During Current Financial year	UOM
5.1 Used or spent oil	1.87	1.9	KL/A
35.3 Chemical sludge from waste water treatment	25.42	28.68	Ton/Y

SOLID WASTES

1) From Process

Non Hazardous Waste Type	Total During Previous Financial year	Total During Current Financial year	UOM
Overburden	2470613	4799313	M3/Anum

2) From Pollution Control Facilities

Non Hazardous Waste Type	Total During Previous Financial year	Total During Current Financial year	UOM
-	-	-	CMD

3) Quantity Recycled or Re-utilized within the unit

Waste Type	Total During Previous Financial year	Total During Current Financial year	UOM
0	-	-	CMD

Please specify the characteristics(in terms of concentration and quantum) of hazardous as well as solid wastes and indicate disposal practice adopted for both these categories of wastes.

1) Hazardous Waste

Type of Hazardous Waste Generated	Qty of Hazardous Waste	UOM	Concentration of Hazardous Waste
5.1 Used or spent oil	1.9	KL/A	Sold to authorized recycler
35.3 Chemical sludge from waste water treatment	28.68	Ton/Y	Disposed at CHWTSDF

2) Solid Waste

Type of Solid Waste Generated	Qty of Solid Waste	UOM	Concentration of Solid Waste
Overburden	4799313	M3/Anum	Onsite OB dump (Back filling)

Impact of the pollution Control measures taken on conservation of natural resources and consequently on the cost of production.

Description	Reduction in Water Consumption (M3/day)	Reduction in Fuel & Solvent Consumption (KL/day)	Reduction in Raw Material (Kg)	Reduction in Power Consumption (KWH)	Capital Investment(in Lacs)	Reduction in Maintenance(in Lacs)
-	-	-	-	-	-	-

Additional measures/investment proposal for environmental protection abatement of pollution, prevention of pollution.

[A] Investment made during the period of Environmental Statement

Detail of measures for Environmental Protection	Environmental Protection Measures	Capital Investment (Lacks)
Revenue Expenditure	Environmental Works	29.84

[B] Investment Proposed for next Year

Detail of measures for Environmental Protection	Environmental Protection Measures	Capital Investment (Lacks)
Dust Suppression and plantation	Environmental Works	25.00

Any other particulars in respect of environmental protection and abatement of pollution.

Particulars

-

Name & Designation

Rajeev Singh, Dy. GM (Mining)

WANI AREA

(Maharashtra State)

Maharashtra Pollution Control Board

महाराष्ट्र प्रदूषण नियंत्रण मंडळ

Form 4

See rules 6(5),13(8),16(6) and 20(2) of Hazardous and other wastes 2016

FORM FOR FILING ANNUAL RETURNS

[To be submitted to state pollution control board/pollution control committee by 30th June of every year for the preceeding period April to march]

Unique Application Number:
MPCB-HW_ANNUAL_RETURN-0000011058

Submitted On:
29-06-2019

Submitted for Year:
2019

1. Name of the generator/operator of facility
M/s. Ghugus Opencast Mine

Address of the unit/facility
PO Ghugus Taluka - Chandrapur, District - Chandrapur

1b. Authorization Number
U10100MH1975GOI018626

Date of issue
Oct 29, 1975

2. Name of the authorised person
Mr. R. K Acharya

Full address of authorised person
Sub Area Manager, PO Ghugus Taluka - Chandrapur, District - Chandrapur

Telephone	***Fax***	***Email***
9146007677	07172275740	samghugus@gmail.com

3.Production during the year (product wise), wherever applicable

Product Type *	***Product Name ****	***Consented Quantity***	***Actual Quantity***	***UOM***
Mining	Coal	1.90	0	MT/A

PART A: To be filled by hazardous waste generators

1. Total Quantity of waste generated category wise

Type of hazardous waste	***Wate Name***	***Quantity***	***UOM***
5.1 Used or spent oil	Burnt Oil	0	KL/Anum
5.2 Wastes or residues containing oil	Oil contaminated waste	0	MTA
34.2 Sludge from treatment of waste water arising out of cleaning / disposal of barrels / containers	Sludge from ETP	7.5	MTA

2. Quantity dispatched category wise.

Type of Waste	***Quantity of waste***	***UOM***	***Dispatched to***	***Facility Name***
	0	KL/Anum	0	0

3. Quantity Utilised in-house,If any

Type of Waste	***Name of Waste***	***Quantity of Waste***	***UOM***
	NA	NA	KL/Anum

4. Quantity in storage at the end of the year

Type of Waste	***Name of Waste***	***Quantity of Waste***	***UOM***
34.2 Sludge from treatment of waste water arising out of cleaning / disposal of barrels / containers	ETP sludge	7.5	MTA

PART B: To be filled bt Treatment,storage, and disposal facility operators

1.Total Quantity received	*UOM*
NA	KL/Anum

2. Quantity in stock at the beginning of the year	*UOM*
NA	KL/Anum

3. Quantity treated	*UOM*
NA	KL/Anum

4. Quantity disposed in landfills as such and after treatment

Direct landfilling	*UOM*
NA	KL/Anum

Landfill after treatment	*UOM*
NA	KL/Anum

5. Quantity incinerated (if applicable)	*UOM*
NA	KL/Anum

6. Quantiry processed other than specified above	*UOM*
NA	KL/Anum

7. Quantity in storage at the end of the year.	*UOM*
NA	KL/Anum

PART C: To be filled by recyclers or co-processors or other users

1. Quantity of waste received during the year

Waste Name/Category	*Quantity of waste received from domestic sources*	*Quantity of waste imported(If any)*	*Units*
NA	NA	NA	KL/Anum

2. Quantity in stock at the beginning of the year

Waste Name/Category	*Quantity*	*UOM*
NA	NA	KL/Anum

3. Quantity of waste recycled or co-procesed or used

Name of Waste	*Type of Waste*	*Quantity*	*UOM*
NA	NA	NA	KL/Anum

4. Quantity of products dispatched (wherever applicable)

Name of product	*Quantity*	*UOM*
NA	NA	KL/Anum

5. Total quantity of waste generated

Waste name/category	*quantity*	*UOM*
NA	NA	KL/Anum

6. Total quantity of waste disposed

Waste name/category	*quantity*	*UOM*
NA	NA	KL/Anum

7. Total quantity of waste re-exported (If Applicable)

Waste name/category	*quantity*	*UOM*
NA	NA	KL/Anum

8. Quantity in storage at the end of the year

Waste name/category	*quantity*	*UOM*
NA	NA	KL/Anum

Personal Details

Place	*Date*	*Designation*

Form 4

See rules 6(5),13(8),16(6) and 20(2) of Hazardous and other wastes 2016

FORM FOR FILING ANNUAL RETURNS

[To be submitted to state pollution control board/pollution control committee by 30th June of every year for the preceeding period April to march]

Unique Application Number:
MPCB-HW_ANNUAL_RETURN-0000011235

Submitted On:
29-06-2019

Submitted for Year:
2019

1. Name of the generator/operator of facility
Kolgaon Opencast Mine

Address of the unit/facility
Office of Project Officer, Kolgaon OC Mine Sakhara

1b. Authorization Number
U10100MH1975GOI018626

Date of issue
Oct 29, 1975

2. Name of the authorised person
S. G. Wairagade

Full address of authorised person
Office of Project Officer, Kolgaon OC Mine Sakhara

Telephone	***Fax***	***Email***
7774055550	07239235104	sammungoli@gmail.com

3.Production during the year (product wise), wherever applicable

Product Type *	***Product Name ****	***Consented Quantity***	***Actual Quantity***	***UOM***
Mining	Coal	0.60	0.5	MT/A

PART A: To be filled by hazardous waste generators

1. Total Quantity of waste generated category wise

Type of hazardous waste	***Wate Name***	***Quantity***	***UOM***
	NA	-	KL/Anum

2. Quantity dispatched category wise.

Type of Waste	***Quantity of waste***	***UOM***	***Dispatched to***	***Facility Name***
	0	KL/Anum	0	NIL

3. Quantity Utilised in-house,If any

Type of Waste	***Name of Waste***	***Quantity of Waste***	***UOM***
	NA	0	KL/Anum

4. Quantity in storage at the end of the year

Type of Waste	***Name of Waste***	***Quantity of Waste***	***UOM***
	NA	0	KL/Anum

PART B: To be filled bt Treatment,storage, and disposal facility operators

1.Total Quantity received
NA

UOM
KL/Anum

2. Quantity in stock at the beginning of the year
NA

UOM
KL/Anum

3. Quantity treated
NA

UOM
KL/Anum

4. Quantity disposed in landfills as such and after treatment

Direct landfilling
NA

UOM
KL/Anum

Landfill after treatment	***UOM***
NA	KL/Anum

5. Quantity incinerated (if applicable)	***UOM***
NA	KL/Anum

6. Quantiry processed other than specified above	***UOM***
NA	KL/Anum

7. Quantity in storage at the end of the year.	***UOM***
NA	KL/Anum

PART C: To be filled by recyclers or co-processors or other users

1. Quantity of waste received during the year

Waste Name/Category	***Quantity of waste received from domestic sources***	***Quantity of waste imported(If any)***	***Units***
NA	NA	NA	KL/Anum

2. Quantity in stock at the beginning of the year

Waste Name/Category	***Quantity***	***UOM***
NA	NA	KL/Anum

3. Quantity of waste recycled or co-procesed or used

Name of Waste	***Type of Waste***	***Quantity***	***UOM***
NA	NA	NA	KL/Anum

4. Quantity of products dispatched (wherever applicable)

Name of product	***Quantity***	***UOM***
NA	NA	KL/Anum

5. Total quantity of waste generated

Waste name/category	***quantity***	***UOM***
NA	NA	KL/Anum

6. Total quantity of waste disposed

Waste name/category	***quantity***	***UOM***
NA	NA	KL/Anum

7. Total quantity of waste re-exported (If Applicable)

Waste name/category	***quantity***	***UOM***
NA	NA	KL/Anum

8. Quantity in storage at the end of the year

Waste name/category	***quantity***	***UOM***
NA	NA	KL/Anum

Personal Details

Place	***Date***	***Designation***
Yavatmal	2019-06-29	Sub Area Manager, Mungoli OC Mine

Maharashtra Pollution Control Board

महाराष्ट्र प्रदूषण नियंत्रण मंडळ

FORM V

Environmental Audit Report for the financial Year ending the 31st March 2019

Unique Application Number
MPCB-ENVIRONMENT_STATEMENT-0000018505

Submitted Date
17-09-2019

Company Information

Company Name
Western Coalfields Ltd, Mungoli Open Cast Mine

Application UAN number
MPCB-CONSENT-0000072533

Address
Mungoli Open Cast Project, Sakhara

Plot no
-

Taluka
Wani

Village
Sakhara

Capital Investment (In lakhs)
28598.08215

Scale
L.S.I

City
Yavatmal

Pincode
445307

Person Name
S.G. Wairagade

Designation
Sub Area Manager, Mungoli

Telephone Number
7774074680

Fax Number
07239235104

Email
sammungoli@gmail.com

Region
SRO-Chandrapur

Industry Category
Red

Industry Type
R35 Mining and ore beneficiation

Last Environmental statement submitted online
yes

Consent Number
BO/EIC No. CH-1717-15 & CH-1484-13/CAC-CELL/AC-1263 dtd 28.01.2016, Application for renewal of consent upto 31.12.2021 submitted.

Consent Issue Date
28.01.2016

Consent Valid Upto
31.12.2016

Product Information

Product Name	*Consent Quantity*	*Actual Quantity*	*UOM*
COAL	4	3.781563	MT/A

By-product Information

By Product Name	*Consent Quantity*	*Actual Quantity*	*UOM*
Over burden	NA	7257764	

1) Water Consumption in m3/day

Water Consumption for	*Consent Quantity in m3/day*	*Actual Quantity in m3/day*
Process	-	-
Cooling	-	-
Domestic	352	352
All others	16380	16380
Total	16732	16732

1) Effluent Generation in CMD / MLD

Particulars	Consent Quantity	Actual Quantity	UOM
Trade effluent	16380	16380	CMD
Domestic effluent	282	282	CMD

2) Product Wise Process Water Consumption (cubic meter of process water per unit of product)

Name of Products (Production)	During the Previous financial Year	During the current Financial year	UOM
Coal	NIL	NIL	CMD

3) Raw Material Consumption (Consumption of raw material per unit of product)

Name of Raw Materials	During the Previous financial Year	During the current Financial year	UOM
Explosive	4566427	3527321	Kg/Annum
Diesel	5803689	5964183	Ltr/A
Oil and Grease	256580	267288	Ltr/A

4) Fuel Consumption

Fuel Name	Consent quantity	Actual Quantity	UOM
Diesel	NIL	5964183	Ltr/A

Pollution discharged to environment/unit of output (Parameter as specified in the consent issued)

[A] Water

Pollutants Detail	Quantity of Pollutants discharged (kL/day)	Concentration of Pollutants discharged(Mg/Lit) Except PH,Temp,Colour	Percentage of variation from prescribed standards with reasons		
	Quantity	Concentration	%variation	Standard	Reason
Mine water	16380 CMD mine water is pumped, out of which 1330 CMD is utilised for Dust suppression and firefighting. Remaining 15050 CMD is treated and discharged into local stream	Water analysis report attached at part 1	-	--	-

[B] Air (Stack)

Pollutants Detail	Quantity of Pollutants discharged (kL/day)	Concentration of Pollutants discharged(Mg/NM3)	Percentage of variation from prescribed standards with reasons		
	Quantity	Concentration	%variation	Standard	Reason
NO AIR STACK MONTORING	NA	NA	-	-	--

HAZARDOUS WASTES

1) From Process

Hazardous Waste Type	Total During Previous Financial year	Total During Current Financial year	UOM
5.1 Used or spent oil	-	29.704	KL/A
5.2 Wastes or residues containing oil	-	10	Ton/Y

2) From Pollution Control Facilities

Hazardous Waste Type	Total During Previous Financial year	Total During Current Financial year	UOM

34.2 Sludge from treatment of waste water arising out of cleaning / disposal of barrels / containers	-	12	Ton/Y

SOLID WASTES

1) From Process

Non Hazardous Waste Type	Total During Previous Financial year	Total During Current Financial year	UOM
Over burden	13141471	7257764	M3/Anum

2) From Pollution Control Facilities

Non Hazardous Waste Type	Total During Previous Financial year	Total During Current Financial year	UOM
NIL	NIL	NIL	CMD

3) Quantity Recycled or Re-utilized within the unit

Waste Type	Total During Previous Financial year	Total During Current Financial year	UOM
0	-	-	CMD

Please specify the characteristics(in terms of concentration and quantum) of hazardous as well as solid wastes and indicate disposal practice adopted for both these categories of wastes.

1) Hazardous Waste

Type of Hazardous Waste Generated	Qty of Hazardous Waste	UOM	Concentration of Hazardous Waste
5.1 Used or spent oil	29.704	KL/A	105 KL stock including this year generation was auctioned to M/s. Shibl Lubricant Surat, Surat and M/s. Sarvayapi Petrochemical Pvt. Ltd, MP
5.2 Wastes or residues containing oil	10	Ton/Y	2.34 Tonnes was disposed off to CHWTSDF, Butibori
34.2 Sludge from treatment of waste water arising out of cleaning / disposal of barrels / containers	12	Ton/Y	15.52 Tonnes was disposed off to CHWTSDF, Butibori

2) Solid Waste

Type of Solid Waste Generated	Qty of Solid Waste	UOM	Concentration of Solid Waste
Over Burden	7257764	M3/Anum	-

Impact of the pollution Control measures taken on conservation of natural resources and consequently on the cost of production.

Description	Reduction in Water Consumption (M3/day)	Reduction in Fuel & Solvent Consumption (KL/day)	Reduction in Raw Material (Kg)	Reduction in Power Consumption (KWH)	Capital Investment(in Lacs)	Reduction in Maintenance(in Lacs)
Conservation of Natural resource	0.0	Diesel increased by 0.44 KL/day	Explosive reduced by 1039106 Kg/A	Industrial power increased by 1389833 KWH	3411 lakhs increased in capital investment	0.0

Additional measures/investment proposal for environmental protection abatement of pollution, prevention of pollution.

[A] Investment made during the period of Environmental Statement

Detail of measures for Environmental Protection	Environmental Protection Measures	Capital Investment (Lacks)
Installation of CAAQMS	Air Quality monitoring	40

[B] Investment Proposed for next Year

Detail of measures for Environmental Protection	Environmental Protection Measures	Capital Investment (Lacks)

Additional structure for Continuous ambient air quality monitoring system(CAAQMS)	Air Quality Monitoring	30
Installation of water meter	Water Quantity Monitoring	4
Truck mounted mist spray system	Dust suppression	50

Any other particulars in respect of environmental protection and abatement of pollution.

Particulars

Environmental Protection and Abatement of pollution

Name & Designation

Sh. S.G. Wairagade

Form 4

See rules 6(5),13(8),16(6) and 20(2) of Hazardous and other wastes 2016

FORM FOR FILING ANNUAL RETURNS

[To be submitted to state pollution control board/pollution control committee by 30th June of every year for the preceeding period April to march]

Unique Application Number:
MPCB-HW_ANNUAL_RETURN-0000011236

Submitted On:
29-06-2019

Submitted for Year:
2019

1. Name of the generator/operator of facility
Naigaon Opencast Mine

Address of the unit/facility
Neeljay sub area P.O.- Bellora, Tehsil-Wani, District Yavatmal (M.S.)

1b. Authorization Number
U10100MH1975GOI018626

Date of issue
Oct 29, 1975

2. Name of the authorised person
Dinesh Tripathi

Full address of authorised person
Neeljay sub area P.O.- Bellora, Tehsil Wani, District Yavatmal (M.S.)

Telephone	***Fax***	***Email***
7774092501	07722067696	tripathid@gmail.com

3.Production during the year (product wise), wherever applicable

Product Type *	***Product Name ****	***Consented Quantity***	***Actual Quantity***	***UOM***
Mining	Coal	1.20	0	MT/A

PART A: To be filled by hazardous waste generators

1. Total Quantity of waste generated category wise

Type of hazardous waste	***Wate Name***	***Quantity***	***UOM***
5.1 Used or spent oil	Burnt Oil	0	KL/Anum
5.2 Wastes or residues containing oil	Oil contaminated waste	0	MTA
34.2 Sludge from treatment of waste water arising out of cleaning / disposal of barrels / containers	Sludge from ETP	0	MTA

2. Quantity dispatched category wise.

Type of Waste	***Quantity of waste***	***UOM***	***Dispatched to***	***Facility Name***
5.1 Used or spent oil	73.5	KL/Anum	Co-processors or pre-processor	M/s. Shibl Lubricant , Surat and M/s. Sarvaryapi Petrochemical Pvt. Ltd. MP
5.2 Wastes or residues containing oil	5.32	MTA	Disposal Facility	M/s. Maharashtra Enviro Private Limited, Butibori
34.2 Sludge from treatment of waste water arising out of cleaning / disposal of barrels / containers	0	MTA	0	

3. Quantity Utilised in-house,If any

Type of Waste	***Name of Waste***	***Quantity of Waste***	***UOM***
	NA	0	KL/Anum

4. Quantity in storage at the end of the year

Type of Waste	***Name of Waste***	***Quantity of Waste***	***UOM***

5.1 Used or spent oil	Burnt Oil	42	KL/Anum
5.2 Wastes or residues containing oil	Oil contaminated waste (Cotton waste, Hose pipe & filters)	3	MTA
34.2 Sludge from treatment of waste water arising out of cleaning / disposal of barrels / containers	Sludge from washing of vehicles at Effluent treatment plant	17	MTA

PART B: To be filled bt Treatment,storage, and disposal facility operators

1.Total Quantity received ***UOM***
NA KL/Anum

2. Quantity in stock at the beginning of the year ***UOM***
NA KL/Anum

3. Quantity treated ***UOM***
NA KL/Anum

4. Quantity disposed in landfills as such and after treatment

Direct landfilling ***UOM***
NA KL/Anum

Landfill after treatment ***UOM***
NA KL/Anum

5. Quantity incinerated (if applicable) ***UOM***
NA KL/Anum

6. Quantiry processed other than specified above ***UOM***
NA KL/Anum

7. Quantity in storage at the end of the year. ***UOM***
NA KL/Anum

PART C: To be filled by recyclers or co-processors or other users

1. Quantity of waste received during the year

Waste Name/Category	*Quantity of waste received from domestic sources*	*Quantity of waste imported(If any)*	*Units*
NA	NA	NA	KL/Anum

2. Quantity in stock at the beginning of the year

Waste Name/Category	*Quantity*	*UOM*
NA	NA	KL/Anum

3. Quantity of waste recycled or co-procesed or used

Name of Waste	*Type of Waste*	*Quantity*	*UOM*
NA	NA	NA	KL/Anum

4. Quantity of products dispatched (wherever applicable)

Name of product	*Quantity*	*UOM*
NA	NA	KL/Anum

5. Total quantity of waste generated

Waste name/category	*quantity*	*UOM*
NA	NA	KL/Anum

6. Total quantity of waste disposed

Waste name/category	*quantity*	*UOM*
NA	NA	KL/Anum

7. Total quantity of waste re-exported (If Applicable)

Waste name/category	*quantity*	*UOM*

NA	NA	KL/Anum

8. Quantity in storage at the end of the year

Waste name/category	***quantity***	***UOM***
NA	NA	KL/Anum

Personal Details

Place	***Date***	***Designation***
Yavatmal	2019-06-29	Sub Area Manager, Niljai OC MIne

Maharashtra Pollution Control Board

महाराष्ट्र प्रदूषण नियंत्रण मंडळ

FORM V

Environmental Audit Report for the financial Year ending the 31st March 2019

Unique Application Number
MPCB-ENVIRONMENT_STATEMENT-0000018497

Submitted Date
17-09-2019

Company Information

Company Name
Western Coalfields Ltd., Niljai OC Coal Mine

Application UAN number
MPCB-CONSENT-0000000502

Address
Post : Bellora, Tah : Wani, Dist : Yavatmal, (MS)

Plot no
-

Taluka
Wani

Village
Bellora

Capital Investment (In lakhs)
39991.98431

Scale
L.S.I

City
Yavatmal

Pincode
445304

Person Name
Sh. Dinesh Tripathi

Designation
Sub Area Manager, Niljai Sub Area

Telephone Number
7775740817

Fax Number
07239232338

Email
waniarea@rediffmail.com

Region
SRO-Chandrapur

Industry Category
Red

Industry Type
R35 Mining and ore beneficiation

Last Environmental statement submitted online
yes

Consent Number
BO/EIC No. CH-1692-14/CA-CELL/CAC-689 dt. 21.01.2015. Renewal of Consent Application upto 31.03.2021 submitted.

Consent Issue Date
21.01.2015

Consent Valid Upto
31.03.2016

Product Information

Product Name	*Consent Quantity*	*Actual Quantity*	*UOM*
COAL	3.5	3.05	MT/A

By-product Information

By Product Name	*Consent Quantity*	*Actual Quantity*	*UOM*
Over Burden	NIL	13915282	

1) Water Consumption in m3/day

Water Consumption for	*Consent Quantity in m3/day*	*Actual Quantity in m3/day*
Process	-	-
Cooling	-	-
Domestic	330	330
All others	8550	8550
Total	8880	8880

1) Effluent Generation in CMD / MLD

Particulars	Consent Quantity	Actual Quantity	UOM
Trade effluent	-	8550	CMD
Domestic Effluent	-	264	CMD

2) Product Wise Process Water Consumption (cubic meter of process water per unit of product)

Name of Products (Production)	During the Previous financial Year	During the current Financial year	UOM
Coal	NIL	NIL	CMD

3) Raw Material Consumption (Consumption of raw material per unit of product)

Name of Raw Materials	During the Previous financial Year	During the current Financial year	UOM
Explosive	5012366	5969514	Kg/Annum
Diesel	7268826	6769471	Ltr/A
Oil and Grease	333728	316648	Ltr/A

4) Fuel Consumption

Fuel Name	Consent quantity	Actual Quantity	UOM
Diesel	NIL	6769471	Ltr/A

Pollution discharged to environment/unit of output (Parameter as specified in the consent issued)

[A] Water

Pollutants Detail	Quantity of Pollutants discharged (kL/day)	Concentration of Pollutants discharged(Mg/Lit) Except PH,Temp,Colour	Percentage of variation from prescribed standards with reasons		
	Quantity	Concentration	%variation	Standard	Reason
Mine water	8550 CMD mine water is pumped, out of which 2786 CMD is utilised for Dust suppression and firefighting. Remaining 5764 CMD is treated and discharged into local stream	Water analysis report attached at Part I	-	-	-

[B] Air (Stack)

Pollutants Detail	Quantity of Pollutants discharged (kL/day)	Concentration of Pollutants discharged(Mg/NM3)	Percentage of variation from prescribed standards with reasons		
	Quantity	Concentration	%variation	Standard	Reason
NO AIR STACK MONITORING	-	--	-	--	-

HAZARDOUS WASTES

1) From Process

Hazardous Waste Type	Total During Previous Financial year	Total During Current Financial year	UOM
5.1 Used or spent oil	67	54.332	KL/A
5.2 Wastes or residues containing oil	-	10	Ton/Y

2) From Pollution Control Facilities

Hazardous Waste Type	Total During Previous Financial year	Total During Current Financial year	UOM

34.2 Sludge from treatment of waste water arising out of cleaning / disposal of barrels / containers	-	28	Ton/Y

SOLID WASTES

1) From Process

Non Hazardous Waste Type	Total During Previous Financial year	Total During Current Financial year	UOM
Over burden	10075546	13915282	M3/Anum

2) From Pollution Control Facilities

Non Hazardous Waste Type	Total During Previous Financial year	Total During Current Financial year	UOM
NIL	NIL	NIL	CMD

3) Quantity Recycled or Re-utilized within the unit

Waste Type	Total During Previous Financial year	Total During Current Financial year	UOM
0	-	-	CMD

Please specify the characteristics(in terms of concentration and quantum) of hazardous as well as solid wastes and indicate disposal practice adopted for both these categories of wastes.

1) Hazardous Waste

Type of Hazardous Waste Generated	Qty of Hazardous Waste	UOM	Concentration of Hazardous Waste
5.1 Used or spent oil	54.332	KL/A	137.76 KL stock including this year generation was auctioned to M/s. Shibl Lubricant Surat, Surat and M/s. Sarvayapi Petrochemical Pvt. Ltd, MP
5.2 Wastes or residues containing oil	10	Ton/Y	12.65 Tonnes stock was disposed off to CHWTSDF, Butibori
34.2 Sludge from treatment of waste water arising out of cleaning / disposal of barrels / containers	28	Ton/Y	-

2) Solid Waste

Type of Solid Waste Generated	Qty of Solid Waste	UOM	Concentration of Solid Waste
Over Burden	13915282	M3/Anum	-

Impact of the pollution Control measures taken on conservation of natural resources and consequently on the cost of production.

Description	Reduction in Water Consumption (M3/day)	Reduction in Fuel & Solvent Consumption (KL/day)	Reduction in Raw Material (Kg)	Reduction in Power Consumption (KWH)	Capital Investment(in Lacs)	Reduction in Maintenance(in Lacs)
Conservation of Natural resource	0	Diesel consumption decreased by 1.368 KL/day	Explosive increased by 957148 Kg/A	Power consumption reduced by 700470 KWH/A	-	-

Additional measures/investment proposal for environmental protection abatement of pollution, prevention of pollution.

[A] Investment made during the period of Environmental Statement

Detail of measures for Environmental Protection	Environmental Protection Measures	Capital Investment (Lacks)
NIL	NIL	0

[B] Investment Proposed for next Year

Detail of measures for Environmental Protection	Environmental Protection Measures	Capital Investment (Lacks)

Dust Suppression arrangement by Mist Sprinkling arrangement at CHP	Dust Suppression	10
Installation of water meter	Water Quantity Monitoring	2
Rain water harvesting at subarea office, Niljai	Water Conservation	5
Continuous ambient air quality monitoring system	Air quality monitoring	50

Any other particulars in respect of environmental protection and abatement of pollution.

Particulars

Envnironmental protection and abatement of pollution

Name & Designation

Mr. D.K. Tripathi , Sub Area Manager, Niljai

Maharashtra Pollution Control Board

महाराष्ट्र प्रदूषण नियंत्रण मंडळ

FORM V

Environmental Audit Report for the financial Year ending the 31st March 2019

Unique Application Number
MPCB-ENVIRONMENT_STATEMENT-0000018378

Submitted Date
15-09-2019

Company Information

Company Name
Western Coalfields Ltd., Penganga Opencast Mine

Application UAN number
MPCB-CONSENT-0000017648

Address
Office of Project Officer, Penganga OC Project

Plot no
-

Taluka
Korpana

Village
Wirur- Gadegaon

Capital Investment (In lakhs)
29863.21

Scale
LSI

City
CHANDRAPUR

Pincode
441804

Person Name
Shri R N Somvanshi

Designation
Sub Area Manager, Penganga Project

Telephone Number
9753306931

Fax Number
-

Email
sampenganga@gmail.com

Region
SRO-Chandrapur

Industry Category
Red

Industry Type
R35 Mining and ore beneficiation

Last Environmental statement submitted online
yes

Consent Number
BO/CAC-Cell/CAC-UAN No. 63699 and 63749/CAC-1902001161

Consent Issue Date
25.02.2019

Consent Valid Upto
31.03.2022

Product Information

Product Name	*Consent Quantity*	*Actual Quantity*	*UOM*
COAL	6.3	6.3	MT/A

By-product Information

By Product Name	*Consent Quantity*	*Actual Quantity*	*UOM*
OVER BURDEN	NA	12722346	

1) Water Consumption in m3/day

Water Consumption for	*Consent Quantity in m3/day*	*Actual Quantity in m3/day*
Process	-	-
Cooling	-	-
Domestic	40	40
All others	1430	1430
Total	1470	1470

1) Effluent Generation in CMD / MLD

Particulars	Consent Quantity	Actual Quantity	UOM
Trade Effluent	1430	1430	CMD
Domestic	28	28	CMD

2) Product Wise Process Water Consumption (cubic meter of process water per unit of product)

Name of Products (Production)	During the Previous financial Year	During the current Financial year	UOM
Coal	-	-	CMD

3) Raw Material Consumption (Consumption of raw material per unit of product)

Name of Raw Materials	During the Previous financial Year	During the current Financial year	UOM
Explosive	1697515	4765898	Kg/Annum
Diesel	2290394	2921817	Ltr/A
Oil and Grease	107662	136968	Ltr/A

4) Fuel Consumption

Fuel Name	Consent quantity	Actual Quantity	UOM
Diesel	NIL	2921817	Ltr/A

Pollution discharged to environment/unit of output (Parameter as specified in the consent issued)

[A] Water

Pollutants Detail	Quantity of Pollutants discharged (kL/day)	Concentration of Pollutants discharged(Mg/Lit) Except PH,Temp,Colour	Percentage of variation from prescribed standards with reasons		
	Quantity	Concentration	%variation	Standard	Reason
Mine Water	1430	Water analysis report attached at part 1	-	-	-

[B] Air (Stack)

Pollutants Detail	Quantity of Pollutants discharged (kL/day)	Concentration of Pollutants discharged(Mg/NM3)	Percentage of variation from prescribed standards with reasons		
	Quantity	Concentration	%variation	Standard	Reason
No Air Stack Monitoring	-	-	-	-	-

HAZARDOUS WASTES

1) From Process

Hazardous Waste Type	Total During Previous Financial year	Total During Current Financial year	UOM
5.1 Used or spent oil	16865	26908	Ltr/A

2) From Pollution Control Facilities

Hazardous Waste Type	Total During Previous Financial year	Total During Current Financial year	UOM
0	NIL	NIL	CMD

SOLID WASTES

1) From Process

Non Hazardous Waste Type	Total During Previous Financial year	Total During Current Financial year	UOM
Over Burden	5926582	12722346	M3/Anum

2) From Pollution Control Facilities

Non Hazardous Waste Type	Total During Previous Financial year	Total During Current Financial year	UOM
NIL	NIL	NIL	CMD

3) Quantity Recycled or Re-utilized within the unit

Waste Type	Total During Previous Financial year	Total During Current Financial year	UOM
0	NIL	NIL	CMD

Please specify the characteristics(in terms of concentration and quantum) of hazardous as well as solid wastes and indicate disposal practice adopted for both these categories of wastes.

1) Hazardous Waste

Type of Hazardous Waste Generated	Qty of Hazardous Waste	UOM	Concentration of Hazardous Waste
5.1 Used or spent oil	26908	Ltr/A	Out of 26.908 KL generated, 18 KL was auctioned to co-processor M/s. Shibl Lubricant, Surat

2) Solid Waste

Type of Solid Waste Generated	Qty of Solid Waste	UOM	Concentration of Solid Waste
Over Burden	12722346	M3/Anum	Over burden dumps are stacked at earmarked sites maintaining stable slope

Impact of the pollution Control measures taken on conservation of natural resources and consequently on the cost of production.

Description	Reduction in Water Consumption (M3/day)	Reduction in Fuel & Solvent Consumption (KL/day)	Reduction in Raw Material (Kg)	Reduction in Power Consumption (KWH)	Capital Investment(in Lacs)	Reduction in Maintenance(in Lacs)
Conservation of Natural Resources	0	Diesel increased by 1.73 KL/day	Explosives increased by 3068383 Kg/A	Increased by 3082953 KWH/Yr	Increased by 7840.89 Lakhs	0

Additional measures/investment proposal for environmental protection abatement of pollution, prevention of pollution.

[A] Investment made during the period of Environmental Statement

Detail of measures for Environmental Protection	Environmental Protection Measures	Capital Investment (Lacks)
Plantation of 25000 Nos. of saplings on plain land, OB dump and embankment along with 5 year maintenance by M/s. Madhya Pradesh Rajya Van Vikas Nigam Limited	Plantation	45.00
Installation of Fixed Sprinklers at coal Stockyard and haul road	Dust Suppression	42.00

[B] Investment Proposed for next Year

Detail of measures for Environmental Protection	Environmental Protection Measures	Capital Investment (Lacks)
Plantation of 15,000 Nos. saplings on plain land and embankment along with 5 year maintenance by M/s. Madhya Pradesh Rajya Van Vikas Nigam Limited	Plantation	34.00
Rainwater harvesting for Project Office and canteen	Conservation of Natural Resources	5.00
Construction of ETP	Waste Water Treatment	37.00
Installation of Water meter	Water Quantity Monitoring	4.00
Installation of Fixed Sprinklers at coal Stockyard of Penganga OC Project	Dust Suppression	42.00
Rainwater harvesting at Transit Hostel	Conservation of Natural Resources	3.00

Any other particulars in respect of environmental protection and abatement of pollution.

Particulars

Environmental Protection and Abatement of Pollution

Name & Designation

Sh. R.N. Somvanshi

WANI NORTH AREA

(Maharashtra State)

Ticketing system has been rolled out for your convinience.Kindly find the guidelines here Click here

Bank Guarantee module has been rolled out for your convinience.Kindly find the guidelines here Click here

Select Unit: Western Coalfields Limited

Select Plant: Western Coalfields

Filter Applications | View Unit Information

My Applications

Sr No.	UAN No.	All Units / Western Coalfields Limited, Ghonsa Opencast Mine	ation IIN	Application Date	Amount	Documents

Environment Statement

Sr No.	UAN No.	Application Name	Submitted Date	Action
1	MPCB-ENVIRONMENT_STATEMENT-0000000275	ENVIRONMENT STATEMENT	10-09-2016	Download
2	MPCB-ENVIRONMENT_STATEMENT-0000006956	ENVIRONMENT STATEMENT	29-09-2017	Download
3	MPCB-ENVIRONMENT_STATEMENT-0000011983	ENVIRONMENT STATEMENT	23-09-2018	Download
4	MPCB-ENVIRONMENT_STATEMENT-0000020052	ENVIRONMENT STATEMENT	26-09-2019	Download

महाराष्ट्र प्रदूषण नियंत्रण मंडळ

Industries

Applications | Dashboard | Change Password | Industry Documents | Logout

Ticketing system has been rolled out for your convinience.Kindly find the guidelines here Click here

Bank Guarantee module has been rolled out for your convinience.Kindly find the guidelines here Click here

Select Unit: All Units

Select Plant: All Plants

Filter Applications | View Unit Information

My Applications

No applications found.

All Units
Western Coalfields Limited, Junad Opencast Mine

Environment Statement

Sr No.	UAN No.	Application Name	Submitted Date	Action
1	MPCB-ENVIRONMENT_STATEMENT-0000000262	ENVIRONMENT STATEMENT	09-09-2016	Download
2	MPCB-ENVIRONMENT_STATEMENT-0000006755	ENVIRONMENT STATEMENT	29-09-2017	Download
3	MPCB-ENVIRONMENT_STATEMENT-0000012347	ENVIRONMENT STATEMENT	25-09-2018	Download
4	MPCB-ENVIRONMENT_STATEMENT-0000018010	ENVIRONMENT STATEMENT	10-09-2019	Download

महाराष्ट्र प्रदूषण नियंत्रण मंडळ

Greeting Western Coalfields Limited, Kolar Pimpri Opencast Mine,

Your application has been received.

Your Unique application number (UAN) **MPCB-ENVIRONMENT_STATEMENT-0000020079**

Please use the UAN in all your correspondence with respect to this application

You may view your application details on your Application dashboard

Thanks for your application.

Disclaimer

ated mail with if you are not a valid recipient please discard the same. This is not the spam.
risdiction with respect to Maharashtra jurisdiction

K No thanks ×

Date: 26-09-2019

महाराष्ट्र प्रदूषण नियंत्रण मंडळ

Industries

Applications | Dashboard | Change Password | Industry Documents | Logout

Ticketing system has been rolled out for your convinience.Kindly find the guidelines here Click here

Bank Guarantee module has been rolled out for your convinience.Kindly find the guidelines here Click here

Select Unit: All Units

Select Plant: All Plants

Filter Applications | View Unit Information

My Applications

No applications found.

All Units

Western Coalfields Limited, Kumbharkhani Underground Mine

Environment Statement

Sr No.	UAN No.	Application Name	Submitted Date	Action
1	MPCB-ENVIRONMENT_STATEMENT-0000000286	ENVIRONMENT STATEMENT	12-09-2016	Download
2	MPCB-ENVIRONMENT_STATEMENT-0000007127	ENVIRONMENT STATEMENT	29-09-2017	Download
3	MPCB-ENVIRONMENT_STATEMENT-0000011977	ENVIRONMENT STATEMENT	23-09-2018	Download
4	MPCB-ENVIRONMENT_STATEMENT-0000020614	ENVIRONMENT STATEMENT	28-09-2019	Download

महाराष्ट्र प्रदूषण नियंत्रण मंडळ

Greeting Western Coalfields Limited, Pimpalgaon Opencast Mine,

Your application has been received.

Your Unique application number (UAN) **MPCB-ENVIRONMENT_STATEMENT-0000018024**

Please use the UAN in all your correspondence with respect to this application

You may view your application details on your Application dashboard

Thanks for your application.

महाराष्ट्र प्रदूषण नियंत्रण मंडळ

Industries

Applications | Dashboard | Change Password | Industry Documents | Logout

Ticketing system has been rolled out for your convinience.Kindly find the guidelines here Click here

Bank Guarantee module has been rolled out for your convinience.Kindly find the guidelines here Click here

Select Unit: All Units

Select Plant: All Plants

Filter Applications | View Unit Information

My Applications

All Units
Western Coalfields Limited, Rajur Incline Colliery

Sr No.	UAN No.		lication IIN	Application Date	Amount	Documents
1	MPCB-CONSENT-0000040209 Download certificate Click here for any ammendment. Status: Approved View CC Minutes	CONSENT	100015590000	14-01-2018	Rs 477000	Documents Payments Download

Environment Statement

Sr No.	UAN No.	Application Name	Submitted Date	Action
1	MPCB-ENVIRONMENT_STATEMENT-0000000416	ENVIRONMENT STATEMENT	19-09-2016	Download
2	MPCB-ENVIRONMENT_STATEMENT-0000007541	ENVIRONMENT STATEMENT	30-09-2017	Download
3	MPCB-ENVIRONMENT_STATEMENT-0000011967	ENVIRONMENT STATEMENT	22-09-2018	Download
4	MPCB-ENVIRONMENT_STATEMENT-0000013075	ENVIRONMENT STATEMENT	28-09-2018	Download
5	MPCB-ENVIRONMENT_STATEMENT-0000020596	ENVIRONMENT STATEMENT	28-09-2019	Download

Assessment Order List

No Statements found.

STATE ENVIRONMENT IMPACT ASSESSMENT AUTHORITY, MAHARASHTRA

Consolidated Statements

No Statements found.

Mass Tree Plantation

To participate MTP drive,Please click on below links:

To add details tree plantation details commited by **M/s. Western Coalfields Limited, Rajur Underground Mine** click on the links below

Proposed Plantation | Actual Plantation

Mass Tree Plantation Dashboard:

0 Total Area in Acres	0 Actual area of plantation
0 Proposed No. of Trees to be planted	0 Actual No. of Trees Planted

Download Guidelines for Mass Tree Plantation

Copyright © 2019 All rights Reserved. | FAQ | Guidelines | Terms & Conditions | Tickets

महाराष्ट्र प्रदूषण नियंत्रण मंडळ

Greeting Western Coalfields Limited, Ukni Opencast Mine,

Your application has been received.

Your Unique application number (UAN) **MPCB-ENVIRONMENT_STATEMENT-0000019902**

Please use the UAN in all your correspondence with respect to this application

You may view your application details on your Application dashboard

Thanks for your application.

Disclaimer

This is an auto generated mail with if you are not a valid recipient please discard the same. This is not the spam.
In case of dispute, jurisdiction with respect to Maharashtra jurisdiction

Maharashtra Pollution Control Board

महाराष्ट्र प्रदूषण नियंत्रण मंडळ

FORM V

Environmental Audit Report for the financial Year ending the 31st March 2019

Unique Application Number
MPCB-ENVIRONMENT_STATEMENT-0000021734

Submitted Date
30-09-2019

Company Information

Company Name
Western Coalfields Limited, Wani Railway Siding

Application UAN number
MPCB-CONSENT-0000046227

Address
Office of the Sub Area Manager, Kolar Pimpri-Pimpalgaon Sub Area, Po.- Ukni, Tal.- Wani, Distt. - Yavatmal, Maharashtra

Plot no
-

Taluka
Wani

Village
Wani North

Capital Investment (In lakhs)
58.49

Scale
L.S.I

City
Yavatmal

Pincode

Person Name
S B Prasad

Designation
Sub Area Manager, Kolar Pimpri-Pimpalgaon Sub Area

Telephone Number
7447434791

Fax Number
07239-241357

Email
wclsamkolarpimpri@gmail.com

Region
SRO-Chandrapur

Industry Category
Green

Industry Type
G59 Mineral stack yard / Railway sidings

Last Environmental statement submitted online
no

Consent Number
MPCB-CONSENT-0000046227

Consent Issue Date
15.09.2018

Consent Valid Upto
30.09.2019

NAGPUR AREA

(Maharashtra State)

Maharashtra Pollution Control Board
महाराष्ट्र प्रदूषण नियंत्रण मंडळ

FORM V
Environmental Audit Report for the financial Year ending the 31st March 2019

Unique Application Number
MPCB-ENVIRONMENT_STATEMENT-0000020587

Submitted Date
28-09-2019

Company Information

Company Name
ADASA UG MINE OF M/s WESTERN COALFIELDS LIMITED,NAGPUR AREA

Application UAN number
2082

Address
KATODI, TAH. SAONER, PO. WAGHODA, DISTT. NAGPUR

Plot no
-

Taluka
SAONER

Village
KATODI

Capital Investment (In lakhs)
2550

Scale
L.S.I.

City
NAGPUR

Pincode
441107

Person Name
MD. MOKIM SIDDIQUE

Designation
MINE MANAGER/Sr.MANAGER (MINING)

Telephone Number
07113232276

Fax Number
07113233135

Email
adasaugminemanager@yahoo.com

Region
SRO-Nagpur I

Industry Category
Red

Industry Type
R35 Mining and ore beneficiation

Last Environmental statement submitted online
yes

Consent Number
BO/JD(APC)/UAN NO2082/R/CC-1706000437

Consent Issue Date
08.06.2017

Consent Valid Upto
31/01/2021

Product Information

Product Name	Consent Quantity	Actual Quantity	UOM
COAL	0.21	0.096	MT/A

By-product Information

By Product Name	Consent Quantity	Actual Quantity	UOM
-	-	-	CMD

1) Water Consumption in m3/day

Water Consumption for	Consent Quantity in m3/day	Actual Quantity in m3/day
Process	700	680
Cooling	-	-
Domestic	800	750
All others	10500	7670
Total	12000	9100

Scanned with CamScanner

1) Effluent Generation in CMD / MLD

Particulars	Consent Quantity	Actual Quantity	UOM
DAILY TRADE EFFLUENT	10500	7670	CMD

2) Product Wise Process Water Consumption (cubic meter of process water per unit of product)

Name of Products (Production)	During the Previous financial Year	During the current Financial year	UOM
COAL	0.0925	0.03443	Ton/Ton

3) Raw Material Consumption (Consumption of raw material per unit of product)

Name of Raw Materials	During the Previous financial Year	During the current Financial year	UOM
EXPLOSIVES	0.000577	0.000581	Ton/Ton

4) Fuel Consumption

Fuel Name	Consent quantity	Actual Quantity	UOM
DIESEL	-	3.812	KL/A

Pollution discharged to environment/unit of output (Parameter as specified in the consent issued)

[A] Water

Pollutants Detail	Quantity of Pollutants discharged (kL/day)	Concentration of Pollutants discharged(Mg/Lit) Except PH,Temp,Colour	Percentage of variation from prescribed standards with reasons		
	Quantity	Concentration	%variation	Standard	Reason
AS PER THE WATER QUALITY REPORT UPLOADED	-	-	-	-	-

[B] Air (Stack)

Pollutants Detail	Quantity of Pollutants discharged (kL/day)	Concentration of Pollutants discharged(Mg/NM3)	Percentage of variation from prescribed standards with reasons		
	Quantity	Concentration	%variation	Standard	Reason
NO STOCK MONITORING	NOT APPLICABLE	-	-	-	-

HAZARDOUS WASTES

1) From Process

Hazardous Waste Type	Total During Previous Financial year	Total During Current Financial year	UOM
0	-	-	CMD

2) From Pollution Control Facilities

Hazardous Waste Type	Total During Previous Financial year	Total During Current Financial year	UOM
0	-	-	CMD

SOLID WASTES

1) From Process

Non Hazardous Waste Type	Total During Previous Financial year	Total During Current Financial year	UOM
NA	-	-	CMD

2) From Pollution Control Facilities

Non Hazardous Waste Type	Total During Previous Financial year	Total During Current Financial year	UOM

Scanned with CamScanner

-	-	CMD

UOM
CMD

3) Quantity Recycled or Re-utilized within the unit

Waste Type	Total During Previous Financial year	Total During Current Financial year	UOM
0	-	-	CMD

Please specify the characteristics(in terms of concentration and quantum) of hazardous as well as solid wastes and indicate disposal practice adopted for both these categories of wastes.

1) Hazardous Waste

Type of Hazardous Waste Generated	Qty of Hazardous Waste	UOM	Concentration of Hazardous Waste
0	-	CMD	-

2) Solid Waste

Type of Solid Waste Generated	Qty of Solid Waste	UOM	Concentration of Solid Waste
-	-	CMD	-

Impact of the pollution Control measures taken on conservation of natural resources and consequently on the cost of production.

Description	Reduction in Water Consumption (M3/day)	Reduction in Fuel & Solvent Consumption (KL/day)	Reduction in Raw Material (Kg)	Reduction in Power Consumption (KWH)	Capital Investment(in Lacs)	Reduction in Maintenance(in Lacs)
IMPACT OF THE POLLUTION CONTROL MEASURES	1060	1.397	49337	326950	NIL	12.54

Additional measures/investment proposal for environmental protection abatement of pollution, prevention of pollution.

[A] Investment made during the period of Environmental Statement

Detail of measures for Environmental Protection	Environmental Protection Measures	Capital Investment (Lacks)
CAPITAL INVESTMENT	ENVIRONMENT EXPENDITURE	NIL
REVENUE INVESTMENT	ENVIRONMENT EXPENDITURE	13.89

[B] Investment Proposed for next Year

Detail of measures for Environmental Protection	Environmental Protection Measures	Capital Investment (Lacks)
CAPITAL INVESTMENT	CAPITAL INVESTMENT PROPOSED	0

Any other particulars in respect of environmental protection and abatement of pollution.

Particulars

-

Name & Designation

MD. MOKIM SIDDIQUE, Sr.MANAGER/ MINE MANAGER ADASA UG MINE

Scanned with CamScanner

Maharashtra Pollution Control Board

महाराष्ट्र प्रदूषण नियंत्रण मंडळ

FORM V

Environmental Audit Report for the financial Year ending the 31st March 2019

Unique Application Number	Submitted Date
MPCB-ENVIRONMENT_STATEMENT-0000020295	27-09-2019

Company Information

Company Name	Application UAN number
BHANEGAON OPEN CAST COAL MINE PROJECT OF M/S WESTERN COALFIELDS LTD (WCL), - A SUBSIDIARY OF COAL I	MPCB-CONSENT-0000024111

Address

Village Bina

Plot no	Taluka	Village
SURVEY OF INDIA TOPOSHEET NO 550/3,KHASREA NO 12/1D & 12/2	KAMPTEE	Maharashtra
Capital Investment (In lakhs)	**Scale**	**City**
8466.10	L.S.I	Nagpur
Pincode	**Person Name**	**Designation**
441102	YOGESH K KATHURIA	MINE MANAGER,BHANEGAON OPEN CAST COAL MINE
Telephone Number	**Fax Number**	**Email**
8275970813	07122643547	bhanegaonocminemanager@yahoo.com
Region	**Industry Category**	**Industry Type**
SRO-Nagpur I	Red	R35 Mining and ore beneficiation
Last Environmental statement submitted online	**Consent Number**	**Consent Issue Date**
yes	BO/CAC-CELL/CAC-UAN NO 24111/CAC-1903000230 DATED 06.03.2019	06.03.2019

Consent Valid Upto

31.10.2020

Product Information

Product Name	Consent Quantity	Actual Quantity	UOM
COAL	0.6	0.5	MT/A

By-product Information

By Product Name	Consent Quantity	Actual Quantity	UOM
OVERBURDEN	-	2455300	

1) Water Consumption in m3/day

Water Consumption for	Consent Quantity in m3/day	Actual Quantity in m3/day
Process	210	328
Cooling	-	-
Domestic	200	160

All others	600	3000
Total	1010	3488

1) Effluent Generation in CMD / MLD

Particulars	***Consent Quantity***	***Actual Quantity***	***UOM***
TRADE EFFLUENT	600	3000 (MAHAGENCO TPSs AS PER MOU SIGNED BY WCL WITH MAHAGENCO)	CMD
DOMESTIC EFFLUENT	120	90	CMD

2) Product Wise Process Water Consumption (cubic meter of process water per unit of product)

Name of Products (Production)	***During the Previous financial Year***	***During the current Financial year***	***UOM***
COAL	0.00513	0.0014	Ton/Ton

3) Raw Material Consumption (Consumption of raw material per unit of product)

Name of Raw Materials	***During the Previous financial Year***	***During the current Financial year***	***UOM***
EXPLOSIVE	0.0000432	0.001073	Ton/Ton

4) Fuel Consumption

Fuel Name	***Consent quantity***	***Actual Quantity***	***UOM***
Diesel	-	47015	Ltr/A

Pollution discharged to environment/unit of output (Parameter as specified in the consent issued)

[A] Water

Pollutants Detail	***Quantity of Pollutants discharged (kL/day)***	***Concentration of Pollutants discharged(Mg/Lit) Except PH,Temp,Colour***	***Percentage of variation from prescribed standards with reasons***		
	Quantity	***Concentration***	***%variation***	***Standard***	***Reason***
AS PER THE AIR & WATER MONITORING REPORT UPLOADED	-	-	-	-	-

[B] Air (Stack)

Pollutants Detail	***Quantity of Pollutants discharged (kL/day)***	***Concentration of Pollutants discharged(Mg/NM3)***	***Percentage of variation from prescribed standards with reasons***		
	Quantity	***Concentration***	***%variation***	***Standard***	***Reason***
NOT APPLICABLE FOR THIS PROJECT	-	-	-	-	-

HAZARDOUS WASTES

1) From Process

Hazardous Waste Type	***Total During Previous Financial year***	***Total During Current Financial year***	***UOM***
0	(MAHAGENCO TPSs AS PER MOU SINOT APPLICABLE AS THERE IS NO WORKSHOP	-	Ton/Y

2) From Pollution Control Facilities

Hazardous Waste Type	***Total During Previous Financial year***	***Total During Current Financial year***	***UOM***
0	NOT APPLICABLE AS THERE IS NO WORKSHOP	-	Ton/Y

SOLID WASTES

1) From Process

Non Hazardous Waste Type	Total During Previous Financial year	Total During Current Financial year	UOM
OVERBURDEN	885556	2455300	M3/Anum

2) From Pollution Control Facilities

Non Hazardous Waste Type	Total During Previous Financial year	Total During Current Financial year	UOM
-	-	-	CMD

3) Quantity Recycled or Re-utilized within the unit

Waste Type	Total During Previous Financial year	Total During Current Financial year	UOM
0	COAL IS EXTRACTED AND NO MANUFACTERING PROCESS IS INVOLVED	-	CMD

Please specify the characteristics(in terms of concentration and quantum) of hazardous as well as solid wastes and indicate disposal practice adopted for both these categories of wastes.

1) Hazardous Waste

Type of Hazardous Waste Generated	Qty of Hazardous Waste	UOM	Concentration of Hazardous Waste
0	-	CMD	-

2) Solid Waste

Type of Solid Waste Generated	Qty of Solid Waste	UOM	Concentration of Solid Waste
-	-	CMD	-

Impact of the pollution Control measures taken on conservation of natural resources and consequently on the cost of production.

Description	Reduction in Water Consumption (M3/day)	Reduction in Fuel & Solvent Consumption (KL/day)	Reduction in Raw Material (Kg)	Reduction in Power Consumption (KWH)	Capital Investment(in Lacs)	Reduction in Maintenance(in Lacs)
IMPACT OF THE POLLUTION CONTROL MEASURES TAKEN	-1290500	-6049	5926	-1662933	5.03	20.79

Additional measures/investment proposal for environmental protection abatement of pollution, prevention of pollution.

[A] Investment made during the period of Environmental Statement

Detail of measures for Environmental Protection	Environmental Protection Measures	Capital Investment (Lacks)
CAPITAL INVESTEMNT	CAPITAL NATURE	5.03
REVENUE INVESTMENT	REVENUE EXPENDITURE	25.99

[B] Investment Proposed for next Year

Detail of measures for Environmental Protection	Environmental Protection Measures	Capital Investment (Lacks)
SUPPLY & INSTTALTION OF FABRICATED BIODIGSETER TOILET WITH TANK	CAPITAL EXPENDITURE	2.00

Any other particulars in respect of environmental protection and abatement of pollution.

Particulars

-

Name & Designation

Y K KATHURIA , Sr. MANAGER (MIN)/MINE MANAGER BHANEGAON OC PROJECT

Maharashtra Pollution Control Board

महाराष्ट्र प्रदूषण नियंत्रण मंडळ

FORM V

Environmental Audit Report for the financial Year ending the 31st March 2019

Unique Application Number
MPCB-ENVIRONMENT_STATEMENT-0000019421

Submitted Date
24-09-2019

Company Information

Company Name
GONDEGAON EXTENSION OC COAL MINE EXPANSION PROJECT

Application UAN number
MPCB-CONSENT-0000041516

Address
Gondegaon OCM, P.O Gondegaon,Tehsil-Parseoni

Plot no
SAM OFFICE,GONDEGAON

Taluka
PARSEONI

Village
GONDEGAON

Capital Investment (In lakhs)
26744.70

Scale
L.S.I

City
Nagpur

Pincode
441404

Person Name
SAM

Designation
GM (MIN)/ SUB AREA MANAGER,GONDEGAON SUB AREA

Telephone Number
0712-2640200

Fax Number
0712-2643352

Email
gondegaonwcl@gmail.com

Region
SRO-Nagpur I

Industry Category
Red

Industry Type
R35 Mining and ore beneficiation

Last Environmental statement submitted online
yes

Consent Number
MPCB-CONSENT-0000041516

Consent Issue Date
CTO (3.5) APPLICATION IS UNDER RPOCESS. CTO FOR 2.5 MTPA WAS GRANTED IN 8TH CAC MEETING AND APPLICATION UNDER PROCESS FOR 3.5 MTPA

Consent Valid Upto
CTO APPROVED FOR 2.5 MTPA UPTO 31.12.2020 AND APPLICATION UNDER PROCESS FOR 3.5 MTPA

Product Information

Product Name	*Consent Quantity*	*Actual Quantity*	*UOM*
COAL	EC AND CTE FOR 3.5 GRANTED AND CTO APPLIED FOR 3.5 MTPA	3.49	MT/A

By-product Information

By Product Name	*Consent Quantity*	*Actual Quantity*	*UOM*
OVERBURDEN	-	34569.863	CMD

1) Water Consumption in m3/day

Water Consumption for	*Consent Quantity in m3/day*	*Actual Quantity in m3/day*
Process	2650	2550
Cooling	-	-
Domestic	1200	800
All others	-	-

Total	3850	3350

1) Effluent Generation in CMD / MLD

Particulars	Consent Quantity	Actual Quantity	UOM
Trade effluent	11000	35840.0 (NOC GRANTED BY CGWB)	CMD

2) Product Wise Process Water Consumption (cubic meter of process water per unit of product)

Name of Products (Production)	During the Previous financial Year	During the current Financial year	UOM
Mining	0.000294	0.00026	Ton/Ton

3) Raw Material Consumption (Consumption of raw material per unit of product)

Name of Raw Materials	During the Previous financial Year	During the current Financial year	UOM
EXPLOSIVE	0.0011	0.00096	Ton/Ton

4) Fuel Consumption

Fuel Name	Consent quantity	Actual Quantity	UOM
Diesel	-	748.07	Ltr/Hr

Pollution discharged to environment/unit of output (Parameter as specified in the consent issued)

[A] Water

Pollutants Detail	Quantity of Pollutants discharged (kL/day)	Concentration of Pollutants discharged(Mg/Lit) Except PH,Temp,Colour	Percentage of variation from prescribed standards with reasons		
	Quantity	Concentration	%variation	Standard	Reason
As per monitoring report (Attached)	-	-	-	-	-

[B] Air (Stack)

Pollutants Detail	Quantity of Pollutants discharged (kL/day)	Concentration of Pollutants discharged(Mg/NM3)	Percentage of variation from prescribed standards with reasons		
	Quantity	Concentration	%variation	Standard	Reason
NOT APPLICABLE	-	-	-	-	-

HAZARDOUS WASTES

1) From Process

Hazardous Waste Type	Total During Previous Financial year	Total During Current Financial year	UOM
34.2 Sludge from treatment of waste water arising out of cleaning / disposal of barrels / containers	60.0	12.0	Ton/Y
5.1 Used or spent oil	40.20	54.635	KL/A

2) From Pollution Control Facilities

Hazardous Waste Type	Total During Previous Financial year	Total During Current Financial year	UOM
34.2 Sludge from treatment of waste water arising out of cleaning / disposal of barrels / containers	60	12.0	Ton/Y
5.1 Used or spent oil	40.20	54.635	KL/A

SOLID WASTES

1) From Process

Non Hazardous Waste Type	Total During Previous Financial year	Total During Current Financial year	UOM

overburden	27073.972	34569.863	CMD

2) From Pollution Control Facilities

Non Hazardous Waste Type	Total During Previous Financial year	Total During Current Financial year	UOM
ETP SLUDGE	60.0	12.0	Ton/Y

3) Quantity Recycled or Re-utilized within the unit

Waste Type	Total During Previous Financial year	Total During Current Financial year	UOM
34.2 Sludge from treatment of waste water arising out of cleaning / disposal of barrels / containers	SENT TO VEPL,BUTIBORI FOR DISPOSAL	12.0	Ton/Y
5.1 Used or spent oil	SENT TO SILEWARA STORE	54.635	KL/A

Please specify the characteristics(in terms of concentration and quantum) of hazardous as well as solid wastes and indicate disposal practice adopted for both these categories of wastes.

1) Hazardous Waste

Type of Hazardous Waste Generated	Qty of Hazardous Waste	UOM	Concentration of Hazardous Waste
34.2 Sludge from treatment of waste water arising out of cleaning / disposal of barrels / containers	12.0	Ton/Y	-
Other Hazardous Waste	54.635	KL/A	-

2) Solid Waste

Type of Solid Waste Generated	Qty of Solid Waste	UOM	Concentration of Solid Waste
OVERBURDEN	34569.863	CMD	-

Impact of the pollution Control measures taken on conservation of natural resources and consequently on the cost of production.

Description	Reduction in Water Consumption (M3/day)	Reduction in Fuel & Solvent Consumption (KL/day)	Reduction in Raw Material (Kg)	Reduction in Power Consumption (KWH)	Capital Investment(in Lacs)	Reduction in Maintenance(in Lacs)
IMPACT OF THE POLLUTION CONTROL MEASURES	AS PER WATER CESS RETURN	525.37 KL/YEAR	366414.15 KG/YEAR	130071 KWH/YEAR	-	37.24

Additional measures/investment proposal for environmental protection abatement of pollution, prevention of pollution.

[A] Investment made during the period of Environmental Statement

Detail of measures for Environmental Protection	Environmental Protection Measures	Capital Investment (Lacks)
Revenue Expenditure	Revenue Expenditure	109.13

[B] Investment Proposed for next Year

Detail of measures for Environmental Protection	Environmental Protection Measures	Capital Investment (Lacks)
CAAQMS system at Gondegaon OC Project	Continuous Ambient Air Quality monitoring	60.00 Lakhs
DETP at colony of Gondegaon Sub Area	For treatment of domestic water	50.00 Lakhs
New Sedimentation tank	For treatment of mine water	35.00 Lakhs

Any other particulars in respect of environmental protection and abatement of pollution.

Particulars

Attached

Name & Designation

Sub Area Manager (Gondegaon Sub Area), WCL

Maharashtra Pollution Control Board

महाराष्ट्र प्रदूषण नियंत्रण मंडळ

FORM V

Environmental Audit Report for the financial Year ending the 31st March 2019

Unique Application Number
MPCB-ENVIRONMENT_STATEMENT-0000019088

Submitted Date
22-09-2019

Company Information

Company Name
INDER UG TO OC, WESTERN COALFIELD LIMITED,A SUBSIDIARY OF COAL INDIA LIMITED

Application UAN number
MPCB-CONSENT-0000015196

Address
INDER UG TO OPENCAST EXPANSION COAL MINE UNDER KAMPTEE SUB AREA

Plot no
PLOT NO.622 ,VILLAGE TEKADI

Taluka
PARSEONI

Village
TEKADI

Capital Investment (In lakhs)
2244.62

Scale
L.S.I

City
Nagpur

Pincode
441404

Person Name
SUB AREA MANAGER

Designation
DY.GM (MINING)

Telephone Number
0712-264020

Fax Number
0712-2643352

Email
INDERWCL@GMAIL.COM

Region
SRO-Nagpur I

Industry Category
Red

Industry Type
R35 Mining and ore beneficiation

Last Environmental statement submitted online
yes

Consent Number
MPCB-CONSENT-0000015196

Consent Issue Date
17/02/2018

Consent Valid Upto
CTO APPLIED FOR 1.2 MTPA CAPACITY FOR PERIOD UPTO 31.10.2019

Product Information

Product Name	*Consent Quantity*	*Actual Quantity*	*UOM*
COAL	CTO APPLIED FOR 1.2 MTPA,GRANTED FOR 0.6 MTPA, APPLICATION IS DONE TO MPCB to REVIEW	0.72	MT/A

By-product Information

By Product Name	*Consent Quantity*	*Actual Quantity*	*UOM*
OVERBURDEN	-	3812.86	CMD

1) Water Consumption in m3/day

Water Consumption for	*Consent Quantity in m3/day*	*Actual Quantity in m3/day*
Process	600	600
Cooling	-	-
Domestic	96	-
All others	700	700
Total	1396	1300

1) Effluent Generation in CMD / MLD

Particulars	Consent Quantity	Actual Quantity	UOM
TRADE EFFLUENT	11000	17,660 (NOC GRANTED BY CGWB) FOR MINE WATER DISCHARGE	CMD

2) Product Wise Process Water Consumption (cubic meter of process water per unit of product)

Name of Products (Production)	During the Previous financial Year	During the current Financial year	UOM
Mining	0.000029	0.00003	Ton/Ton

3) Raw Material Consumption (Consumption of raw material per unit of product)

Name of Raw Materials	During the Previous financial Year	During the current Financial year	UOM
EXPLOSIVE	1.45	0.7431	Kg/Annum

4) Fuel Consumption

Fuel Name	Consent quantity	Actual Quantity	UOM
Diesel	15.785	15.16	Ltr/Hr

Pollution discharged to environment/unit of output (Parameter as specified in the consent issued)

[A] Water

Pollutants Detail	Quantity of Pollutants discharged (kL/day)	Concentration of Pollutants discharged(Mg/Lit) Except PH,Temp,Colour	Percentage of variation from prescribed standards with reasons		
	Quantity	Concentration	%variation	Standard	Reason
AS PER MONITORING REPORT (ATTACHED)	-	-	-	-	-

[B] Air (Stack)

Pollutants Detail	Quantity of Pollutants discharged (kL/day)	Concentration of Pollutants discharged(Mg/NM3)	Percentage of variation from prescribed standards with reasons		
	Quantity	Concentration	%variation	Standard	Reason
-	-	-	-	-	-

HAZARDOUS WASTES

1) From Process

Hazardous Waste Type	Total During Previous Financial year	Total During Current Financial year	UOM
34.2 Sludge from treatment of waste water arising out of cleaning / disposal of barrels / containers	-	-	CMD

2) From Pollution Control Facilities

Hazardous Waste Type	Total During Previous Financial year	Total During Current Financial year	UOM
34.2 Sludge from treatment of waste water arising out of cleaning / disposal of barrels / containers	-	-	CMD

SOLID WASTES

1) From Process

Non Hazardous Waste Type	Total During Previous Financial year	Total During Current Financial year	UOM
OVERBURDEN	8043.79	3812.86	CMD

2) From Pollution Control Facilities

Non Hazardous Waste Type	Total During Previous Financial year	Total During Current Financial year	UOM
ETP SLUDGE	-	-	CMD

3) Quantity Recycled or Re-utilized within the unit

Waste Type	Total During Previous Financial year	Total During Current Financial year	UOM
0	-	-	CMD

Please specify the characteristics(in terms of concentration and quantum) of hazardous as well as solid wastes and indicate disposal practice adopted for both these categories of wastes.

1) Hazardous Waste

Type of Hazardous Waste Generated	Qty of Hazardous Waste	UOM	Concentration of Hazardous Waste
34.2 Sludge from treatment of waste water arising out of cleaning / disposal of barrels / containers	-	CMD	-

2) Solid Waste

Type of Solid Waste Generated	Qty of Solid Waste	UOM	Concentration of Solid Waste
OVERBURDEN	3812.86	CMD	-

Impact of the pollution Control measures taken on conservation of natural resources and consequently on the cost of production.

Description	Reduction in Water Consumption (M3/day)	Reduction in Fuel & Solvent Consumption (KL/day)	Reduction in Raw Material (Kg)	Reduction in Power Consumption (KWH)	Capital Investment(in Lacs)	Reduction in Maintenance(in Lacs)
IMPACT OF POLLUTION CONTROL MEASURES	AS PER WATER CESS RETURN	0.0248 KL/D	1522.01KG/D	740427 KWH/YEAR	-	6.70 LAKHS

Additional measures/investment proposal for environmental protection abatement of pollution, prevention of pollution.

[A] Investment made during the period of Environmental Statement

Detail of measures for Environmental Protection	Environmental Protection Measures	Capital Investment (Lacks)
REVENUE EXPENDITURE	EXPENDITURE ON ENVIRONMENT	8.90 Lakhs
CAPITAL EXPENDITURE	EXPENDITURE ON ENVIRONMENT	NIL

[B] Investment Proposed for next Year

Detail of measures for Environmental Protection	Environmental Protection Measures	Capital Investment (Lacks)
PROPOSED FOR NEXT FY 2019-20	EXPENDITURE ON ENVIRONMENT	49.0 LAKHS PROPOSED FOR FY 2019-20

Any other particulars in respect of environmental protection and abatement of pollution.

Particulars

Attached

Name & Designation

Sub Area Manager (Kamptee Sub Area), WCL

Maharashtra Pollution Control Board

महाराष्ट्र प्रदूषण नियंत्रण मंडळ

FORM V

Environmental Audit Report for the financial Year ending the 31st March 2019

Unique Application Number
MPCB-ENVIRONMENT_STATEMENT-0000019276

Submitted Date
23-09-2019

Company Information

Company Name
KAMPTEE DEEP OC, WESTERN COALFILED LIMITED

Application UAN number
MPCB-CONSENT-0000003099

Address
EXPANSION OF KAMPTEE DEEP OC MINE UNDER KAMPTEE SUB AREA

Plot no
WCL,KAMPTEE DEEP PROJECT

Taluka
PARSEONI

Village
KANHAN

Capital Investment (In lakhs)
16861

Scale
L.S.I

City
Nagpur

Pincode
441404

Person Name
SUB AREA MANAGER

Designation
DY.GM(Mining)

Telephone Number
0712-2640200

Fax Number
0712-2643352

Email
wclngpenv@gmail.com

Region
SRO-Nagpur I

Industry Category
Red

Industry Type
R35 Mining and ore beneficiation

Last Environmental statement submitted online
yes

Consent Number
MPCB-CONSENT-0000003099

Consent Issue Date
CTO FOR 2.0 MTPA WAS GRANTED IN 8TH CAC MEETING FOR A PERIOD UPTO 31.03.2020

Consent Valid Upto
31.03.2020

Product Information

Product Name	*Consent Quantity*	*Actual Quantity*	*UOM*
COAL	2.0	0.614	MT/A

By-product Information

By Product Name	*Consent Quantity*	*Actual Quantity*	*UOM*
OVERBURDEN	-	5346.805	CMD

1) Water Consumption in m3/day

Water Consumption for	*Consent Quantity in m3/day*	*Actual Quantity in m3/day*
Process	6050	3050
Cooling	-	-
Domestic	3000	500
All others	2000	1300
Total	11050	4850

1) Effluent Generation in CMD / MLD

Particulars	Consent Quantity	Actual Quantity	UOM
Trade effluent	11000	35426.80(NOC GRANTED BY CGWB)	CMD

2) Product Wise Process Water Consumption (cubic meter of process water per unit of product)

Name of Products (Production)	During the Previous financial Year	During the current Financial year	UOM
Mining(COAL)	0.0000214	0.000018	Ton/Ton

3) Raw Material Consumption (Consumption of raw material per unit of product)

Name of Raw Materials	During the Previous financial Year	During the current Financial year	UOM
EXPLOSIVE	1.607	0.915	Kg/Annum

4) Fuel Consumption

Fuel Name	Consent quantity	Actual Quantity	UOM
Diesel	-	274.23	Ltr/Hr

Pollution discharged to environment/unit of output (Parameter as specified in the consent issued)

[A] Water

Pollutants Detail	Quantity of Pollutants discharged (kL/day)	Concentration of Pollutants discharged(Mg/Lit) Except PH,Temp,Colour	Percentage of variation from prescribed standards with reasons		
	Quantity	Concentration	%variation	Standard	Reason
As per report attached	-	-	-	-	-

[B] Air (Stack)

Pollutants Detail	Quantity of Pollutants discharged (kL/day)	Concentration of Pollutants discharged(Mg/NM3)	Percentage of variation from prescribed standards with reasons		
	Quantity	Concentration	%variation	Standard	Reason
-	-	-	-	-	-

HAZARDOUS WASTES

1) From Process

Hazardous Waste Type	Total During Previous Financial year	Total During Current Financial year	UOM
34.2 Sludge from treatment of waste water arising out of cleaning / disposal of barrels / containers	10.59	20.0	Ton/Y
5.1 Used or spent oil	31.02	25.0	KL/A

2) From Pollution Control Facilities

Hazardous Waste Type	Total During Previous Financial year	Total During Current Financial year	UOM
34.2 Sludge from treatment of waste water arising out of cleaning / disposal of barrels / containers	10.59	20.0	Ton/Y
5.1 Used or spent oil	31.02	25.0	KL/A

SOLID WASTES

1) From Process

Non Hazardous Waste Type	Total During Previous Financial year	Total During Current Financial year	UOM
overburden	7304.69	5346.805	CMD

2) From Pollution Control Facilities

Non Hazardous Waste Type	Total During Previous Financial year	Total During Current Financial year	UOM
ETP SLUDGE	10.59	20.0	Ton/Y

3) Quantity Recycled or Re-utilized within the unit

Waste Type	Total During Previous Financial year	Total During Current Financial year	UOM
34.2 Sludge from treatment of waste water arising out of cleaning / disposal of barrels / containers	Sent to VEPL,Butibori for disposal	Sent to VEPL,Butibori for disposal	Ton/Y

Please specify the characteristics(in terms of concentration and quantum) of hazardous as well as solid wastes and indicate disposal practice adopted for both these categories of wastes.

1) Hazardous Waste

Type of Hazardous Waste Generated	Qty of Hazardous Waste	UOM	Concentration of Hazardous Waste
35.3 Chemical sludge from waste water treatment	Sent to VEPL,Butibori for disposal	Ton/Y	20.0
5.1 Used or spent oil	Sent to SILEWARA STORE	KL/A	25.0

2) Solid Waste

Type of Solid Waste Generated	Qty of Solid Waste	UOM	Concentration of Solid Waste
OVERBURDEN	5346.805	CMD	5346.805

Impact of the pollution Control measures taken on conservation of natural resources and consequently on the cost of production.

Description	Reduction in Water Consumption (M3/day)	Reduction in Fuel & Solvent Consumption (KL/day)	Reduction in Raw Material (Kg)	Reduction in Power Consumption (KWH)	Capital Investment(in Lacs)	Reduction in Maintenance(in Lacs)
Impact of pollution control measures	AS PER WATER CESS RETURN	1.24 KL/DAY	799.23 KG/DAY	127730 KWH/YEAR	NIL	30.39 LAKHS

Additional measures/investment proposal for environmental protection abatement of pollution, prevention of pollution.

[A] Investment made during the period of Environmental Statement

Detail of measures for Environmental Protection	Environmental Protection Measures	Capital Investment (Lacks)
Capital Expenditure	Capital Expenditure	NIL
Revenue Expenditure	Revenue Expenditure	10.02

[B] Investment Proposed for next Year

Detail of measures for Environmental Protection	Environmental Protection Measures	Capital Investment (Lacks)
MISCELLANEOUS WORKS	PROPOSED EXPENDITURE	60.0 LAKHS PROPOSED

Any other particulars in respect of environmental protection and abatement of pollution.

Particulars

Attached

Name & Designation

Sub Area Manager (Kamptee Sub Area), WCL

Maharashtra Pollution Control Board

महाराष्ट्र प्रदूषण नियंत्रण मंडळ

FORM V

Environmental Audit Report for the financial Year ending the 31st March 2019

Unique Application Number	Submitted Date
MPCB-ENVIRONMENT_STATEMENT-0000020428	27-09-2019

Company Information

Company Name	Application UAN number
M/S WESTERN COALFIELDS LIMITED PATANSAONGI UG MINE	-

Address

47,PATANSAONGI, PO-PATANSAONGI

Plot no	Taluka	Village
47	SAONER	PATANSAONGI
Capital Investment (In lakhs)	**Scale**	**City**
1908	L.S.I	NAGPUR
Pincode	**Person Name**	**Designation**
441113	SAROJ KUMAR SRIVASTAVA	SENIOR MANAGER (MINING)/MINE MANAGER
Telephone Number	**Fax Number**	**Email**
9881010881	07122643547	patansaoniugminemanager@yahoo.com
Region	**Industry Category**	**Industry Type**
SRO-Nagpur I	Red	R35 Mining and ore beneficiation
Last Environmental statement submitted online	**Consent Number**	**Consent Issue Date**
yes	BO/JD(APC) UAN NO 47298/R/CC-1921 DATED 30.03.2019	30.03.2019

Consent Valid Upto

31.03.2020

Product Information

Product Name	Consent Quantity	Actual Quantity	UOM
COAL	0.3	0.070	MT/A

By-product Information

By Product Name	Consent Quantity	Actual Quantity	UOM
-	-	-	CMD

1) Water Consumption in m3/day

Water Consumption for	Consent Quantity in m3/day	Actual Quantity in m3/day
Process	450	4888
Cooling	-	-
Domestic	1200	2260
All others	5000	0
Total	6650	7148

1) Effluent Generation in CMD / MLD

Particulars	Consent Quantity	Actual Quantity	UOM
DAILY TRADE EFFLUENT	5000	3500 (is being utillised for patansaoungi RO Plant	CMD

2) Product Wise Process Water Consumption (cubic meter of process water per unit of product)

Name of Products (Production)	During the Previous financial Year	During the current Financial year	UOM
COAL	0.196	0.168	Ton/Ton

3) Raw Material Consumption (Consumption of raw material per unit of product)

Name of Raw Materials	During the Previous financial Year	During the current Financial year	UOM
EXPLOSIVES	0.000485	0.00037	Ton/Ton

4) Fuel Consumption

Fuel Name	Consent quantity	Actual Quantity	UOM
DIESEL	-	2390	Ltr/A

Pollution discharged to environment/unit of output (Parameter as specified in the consent issued)

[A] Water

Pollutants Detail	Quantity of Pollutants discharged (kL/day)	Concentration of Pollutants discharged(Mg/Lit) Except PH,Temp,Colour	Percentage of variation from prescribed standards with reasons		
	Quantity	Concentration	%variation	Standard	Reason
AS PER THE AIR,WATER & NOISE QUALITY MONITORING REPORT ATTACHED IN PART I	-	-	-	-	-

[B] Air (Stack)

Pollutants Detail	Quantity of Pollutants discharged (kL/day)	Concentration of Pollutants discharged(Mg/NM3)	Percentage of variation from prescribed standards with reasons		
	Quantity	Concentration	%variation	Standard	Reason
NO STACK MONITORING	-	-	-	-	-
NO STACK MONITORING	-	-	-	-	-

HAZARDOUS WASTES

1) From Process

Hazardous Waste Type	Total During Previous Financial year	Total During Current Financial year	UOM
0	-	-	CMD

2) From Pollution Control Facilities

Hazardous Waste Type	Total During Previous Financial year	Total During Current Financial year	UOM
0	-	-	CMD

SOLID WASTES

1) From Process

Non Hazardous Waste Type	Total During Previous Financial year	Total During Current Financial year	UOM
NA	-	-	CMD

2) From Pollution Control Facilities

Non Hazardous Waste Type	Total During Previous Financial year	Total During Current Financial year	UOM

NA	-	-	CMD

3) Quantity Recycled or Re-utilized within the unit

Waste Type	Total During Previous Financial year	Total During Current Financial year	UOM
0	-	-	CMD

Please specify the characteristics(in terms of concentration and quantum) of hazardous as well as solid wastes and indicate disposal practice adopted for both these categories of wastes.

1) Hazardous Waste

Type of Hazardous Waste Generated	Qty of Hazardous Waste	UOM	Concentration of Hazardous Waste
0	-	CMD	-

2) Solid Waste

Type of Solid Waste Generated	Qty of Solid Waste	UOM	Concentration of Solid Waste
NA	-	CMD	-

Impact of the pollution Control measures taken on conservation of natural resources and consequently on the cost of production.

Description	Reduction in Water Consumption (M3/day)	Reduction in Fuel & Solvent Consumption (KL/day)	Reduction in Raw Material (Kg)	Reduction in Power Consumption (KWH)	Capital Investment(in Lacs)	Reduction in Maintenance(in Lacs)
Impact of the pollution Control measures taken	795	0.0042	2530	274350	0	8

Additional measures/investment proposal for environmental protection abatement of pollution, prevention of pollution.

[A] Investment made during the period of Environmental Statement

Detail of measures for Environmental Protection	Environmental Protection Measures	Capital Investment (Lacks)
CAPITAL INVESTMENT	ENVIRONMENTAL CAPITAL EXPENDITURE	0
REVENUE INVESTMENT	ENVIRONMENTAL REVENUE EXPENDITURE	0.8

[B] Investment Proposed for next Year

Detail of measures for Environmental Protection	Environmental Protection Measures	Capital Investment (Lacks)
CAPITAL INVESTMENT	CAPITAL INVESTMENT PROPOSED	0

Any other particulars in respect of environmental protection and abatement of pollution.

Particulars

AS PER ANNEXURE ATTACHED

Name & Designation

S. K.SRIVASTAVA , Sr.MANAGER (MIN)/ MINE MANAGER PATANSAOUNGI MINE

Maharashtra Pollution Control Board

महाराष्ट्र प्रदूषण नियंत्रण मंडळ

FORM V

Environmental Audit Report for the financial Year ending the 31st March 2019

Unique Application Number
MPCB-ENVIRONMENT_STATEMENT-0000019916

Submitted Date
26-09-2019

Company Information

Company Name
PIPLA UG MINE OF WESTERN COALFIELD LIMITED

Application UAN number
-

Address
WALNI MOUZA 1 (134,135)PIPLA VILLAGE PO WALNI TEHSIL SAONER DISTRICT NAGPUR

Plot no
WALNI MOUZA 1(134 135)

Taluka
SAONER

Village
WALNI

Capital Investment (In lakhs)
1243

Scale
LARGE SCALE INDUSTRY

City
Nagpur

Pincode
441402

Person Name
VITHAL MANGALKAR

Designation
MINE MANAGER

Telephone Number
07103268128

Fax Number
07103268128

Email
PIPLAUGMINEMANAGER@YAHOO.COM

Region
SRO-Nagpur I

Industry Category
Red

Industry Type
R35 Mining and ore beneficiation

Last Environmental statement submitted online
yes

Consent Number
BO/JD(APC)EIC NO-NG-3362-10/R/CC-750

Consent Issue Date
11.01.2013

Consent Valid Upto
30.06.2014 FRESH APPLICATION OF RENEWAL DONE FOR A PERIOD OF 3 YEARS AND MINE IS NOT IN PRODUCTION

Product Information

Product Name	Consent Quantity	Actual Quantity	UOM
COAL	0.25	-	MT/A

By-product Information

By Product Name	Consent Quantity	Actual Quantity	UOM
-	-	-	MT/A

1) Water Consumption in m3/day

Water Consumption for	Consent Quantity in m3/day	Actual Quantity in m3/day
Process	5200	2800
Cooling	-	-
Domestic	2300	1800
All others	8500	13120
Total	16000	17720

1) Effluent Generation in CMD / MLD

Particulars	Consent Quantity	Actual Quantity	UOM
TRADE EFFLUENT	8500	13120	CMD

2) Product Wise Process Water Consumption (cubic meter of process water per unit of product)

Name of Products (Production)	During the Previous financial Year	During the current Financial year	UOM
COAL	2.92	NO PRODUCTION	Ton/Y

3) Raw Material Consumption (Consumption of raw material per unit of product)

Name of Raw Materials	During the Previous financial Year	During the current Financial year	UOM
EXPLOSIVES	0.000223	NIL	Ton/Ton

4) Fuel Consumption

Fuel Name	Consent quantity	Actual Quantity	UOM
DIESEL	-	0.962	KL/A

Pollution discharged to environment/unit of output (Parameter as specified in the consent issued)

[A] Water

Pollutants Detail	Quantity of Pollutants discharged (kL/day)	Concentration of Pollutants discharged(Mg/Lit) Except PH,Temp,Colour	Percentage of variation from prescribed standards with reasons		
	Quantity	Concentration	%variation	Standard	Reason
AS PER MONITORING REPORT ATTACHED	-	-	-	-	-

[B] Air (Stack)

Pollutants Detail	Quantity of Pollutants discharged (kL/day)	Concentration of Pollutants discharged(Mg/NM3)	Percentage of variation from prescribed standards with reasons		
	Quantity	Concentration	%variation	Standard	Reason
-	-	-	-	-	-

HAZARDOUS WASTES

1) From Process

Hazardous Waste Type	Total During Previous Financial year	Total During Current Financial year	UOM
0	-	-	CMD

2) From Pollution Control Facilities

Hazardous Waste Type	Total During Previous Financial year	Total During Current Financial year	UOM
0	-	-	CMD

SOLID WASTES

1) From Process

Non Hazardous Waste Type	Total During Previous Financial year	Total During Current Financial year	UOM
NIL	-	-	CMD

2) From Pollution Control Facilities

Non Hazardous Waste Type	Total During Previous Financial year	Total During Current Financial year	UOM
NIL	-	-	CMD

3) Quantity Recycled or Re-utilized within the unit

Waste Type	Total During Previous Financial year	Total During Current Financial year	UOM
0	-	-	CMD

Please specify the characteristics(in terms of concentration and quantum) of hazardous as well as solid wastes and indicate disposal practice adopted for both these categories of wastes.

1) Hazardous Waste

Type of Hazardous Waste Generated	Qty of Hazardous Waste	UOM	Concentration of Hazardous Waste
0	-	CMD	-

2) Solid Waste

Type of Solid Waste Generated	Qty of Solid Waste	UOM	Concentration of Solid Waste
NA	NIL	CMD	-

Impact of the pollution Control measures taken on conservation of natural resources and consequently on the cost of production.

Description	Reduction in Water Consumption (M3/day)	Reduction in Fuel & Solvent Consumption (KL/day)	Reduction in Raw Material (Kg)	Reduction in Power Consumption (KWH)	Capital Investment(in Lacs)	Reduction in Maintenance(in Lacs)
IMPACT OF THE POLLUTION CONTROL MEASURES	-7.12	-0.26	-160.59	3169.12	-	-

Additional measures/investment proposal for environmental protection abatement of pollution, prevention of pollution.

[A] Investment made during the period of Environmental Statement

Detail of measures for Environmental Protection	Environmental Protection Measures	Capital Investment (Lacks)
CAPITAL INVESTEMENT	COAL PRODUCTION IS NIL AND ENVIRONMENTAL MONITORING IS GOING ON	-
REVENUINVESTMENT	COAL PRODUCTION IS NIL AND ENVIRONMENTAL MONITORING IS GOING ON	-

[B] Investment Proposed for next Year

Detail of measures for Environmental Protection	Environmental Protection Measures	Capital Investment (Lacks)
NO PRODUCTION DURING THE FY 2017-18	COAL PRODUCTION IS NIL AND ENVIRONMENTAL MONITORING IS GOING ON	-

Any other particulars in respect of environmental protection and abatement of pollution.

Particulars

Attached

Name & Designation

M K TRIPATHI, COILLERY MANAGER,PIPLA MINE WCL

Maharashtra Pollution Control Board

महाराष्ट्र प्रदूषण नियंत्रण मंडळ

FORM V

Environmental Audit Report for the financial Year ending the 31st March 2019

Unique Application Number
MPCB-ENVIRONMENT_STATEMENT-0000020628

Submitted Date
28-09-2019

Company Information

Company Name
SAONER UG MINE OF M/S WESTERN COALFIELDS LTD.

Application UAN number
-

Address
WAGHODA UMRI VILLAGE, PO-WAGHODA

Plot no
105(OLD)/74-75(NEW)

Taluka
SAONER

Village
WAGHODA AND UMRI

Capital Investment (In lakhs)
9457

Scale
L.S.I

City
NAGPUR

Pincode
441107

Person Name
R. S. SINGH

Designation
DY. GENERAL MANAGER (MINING)

Telephone Number
07113232276

Fax Number
07113233135

Email
saonerugminemanager@yahoo.com

Region
SRO-Nagpur I

Industry Category
Red

Industry Type
R35 Mining and ore beneficiation

Last Environmental statement submitted online
yes

Consent Number
Yes, Approved for renewal of consent vide application unique No. 0000056629

Consent Issue Date
25.02.2019 (Minutes of 12th consent appraisal meeting of 2018-19 , copy uploaded)

Consent Valid Upto
03.2021

Product Information

Product Name	Consent Quantity	Actual Quantity	UOM
COAL	2	0.611720	MT/A

By-product Information

By Product Name	Consent Quantity	Actual Quantity	UOM
NOT APPLICABLE	NOT APPLICABLE	NOT APPLICABLE	CMD

1) Water Consumption in m3/day

Water Consumption for	Consent Quantity in m3/day	Actual Quantity in m3/day
Process	5000	4800
Cooling	437	430
Domestic	800	760
All others	1700	1650
Total	7937	7640

Scanned with CamScanner

1) Effluent Generation in CMD / MLD

Particulars	Consent Quantity	Actual Quantity	UOM
TRADE EFFLUENT	10000	5170 (USED FOR ECO PARK AND NILGAON FOR RO PLANT)	CMD

2) Product Wise Process Water Consumption (cubic meter of process water per unit of product)

Name of Products (Production)	During the Previous financial Year	During the current Financial year	UOM
COAL (CUBIC METER/TONNE)	0.0212	0.0217	Ton/Ton

3) Raw Material Consumption (Consumption of raw material per unit of product)

Name of Raw Materials	During the Previous financial Year	During the current Financial year	UOM
EXPLOSIVES	0.000549	0.000527	Ton/Ton

4) Fuel Consumption

Fuel Name	Consent quantity	Actual Quantity	UOM
DIESEL	-	13.227	KL/A

Pollution discharged to environment/unit of output (Parameter as specified in the consent issued)

[A] Water

Pollutants Detail	Quantity of Pollutants discharged (kL/day) Quantity	Concentration of Pollutants discharged(Mg/Lit) Except PH,Temp,Colour Concentration	Percentage of variation from prescribed standards with reasons %variation	Standard	Reason
Environment Monitoring Report fo Air,Water & Noise monitoring for April ,17 to March uploaded	-	-	-	-	-

[B] Air (Stack)

Pollutants Detail	Quantity of Pollutants discharged (kL/day) Quantity	Concentration of Pollutants discharged(Mg/NM3) Concentration	Percentage of variation from prescribed standards with reasons %variation	Standard	Rea
NO STACK MONITORING	-	-	-	-	-

HAZARDOUS WASTES

1) From Process

Hazardous Waste Type	Total During Previous Financial year	Total During Current Financial year	UOM
0	-	-	CMD

2) From Pollution Control Facilities

Hazardous Waste Type	Total During Previous Financial year	Total During Current Financial year	UOM
0	-	-	CMD

SOLID WASTES

1) From Process

Non Hazardous Waste Type	Total During Previous Financial year	Total During Current Financial year	UOM
-	-	-	CMD

2) From Pollution Control Facilities

Scanned with CamScanner

on Hazardous Waste Type	Total During Previous Financial year	Total During Current Financial year	UOM
-	-	-	CMD

3) Quantity Recycled or Re-utilized within the unit

Waste Type	Total During Previous Financial year	Total During Current Financial year	UOM
0	-	-	CMD

Please specify the characteristics(in terms of concentration and quantum) of hazardous as well as solid wastes and indicate disposal practice adopted for both these categories of wastes.

1) Hazardous Waste

Type of Hazardous Waste Generated	Qty of Hazardous Waste	UOM	Concentration of Hazardous Waste
0	-	CMD	-

2) Solid Waste

Type of Solid Waste Generated	Qty of Solid Waste	UOM	Concentration of Solid Waste
-	-	CMD	-

Impact of the pollution Control measures taken on conservation of natural resources and consequently on the cost of production.

Description	Reduction in Water Consumption (M3/day)	Reduction in Fuel & Solvent Consumption (KL/day)	Reduction in Raw Material (Kg)	Reduction in Power Consumption (KWH)	Capital Investment(in Lacs)	Reduction in Maintenance(in Lacs)
Impact of the pollution Control measures taken	910	1.647	145	332150	6.24 REDUCTION	-23.82

Additional measures/investment proposal for environmental protection abatement of pollution, prevention of pollution.

[A] Investment made during the period of Environmental Statement

Detail of measures for Environmental Protection	Environmental Protection Measures	Capital Investment (Lacks)
CAPITAL INVESTMENT	ENVIRONMENTAL CAPPITAL EXPENDITURE	22.20
REVENUE INVESTMENT	ENVIRONMENTAL REVENUE EXPENDITURE	49.60

[B] Investment Proposed for next Year

Detail of measures for Environmental Protection	Environmental Protection Measures	Capital Investment (Lacks)
CAPITAL INVESTMENT	CAPITAL INVESTMENT PROPOSED	5.70

Any other particulars in respect of environmental protection and abatement of pollution.

Particulars

-

Name & Designation

R. S. SINGH, DY. GENERAL MANAGER

Scanned with CamScanner

Maharashtra Pollution Control Board

महाराष्ट्र प्रदूषण नियंत्रण मंडळ

FORM V

Environmental Audit Report for the financial Year ending the 31st March 2019

Unique Application Number
MPCB-ENVIRONMENT_STATEMENT-0000020434

Submitted Date
27-09-2019

Company Information

Company Name
SILEWARA UG MINE OF M/S WESTERN COALFIELDS LIMITED ,NAGPUR AREA

Application UAN number
02735

Address
161, SILEWARA VILLAGE, PO - SILEWARA

Plot no
161

Taluka
SAONER

Village
SILEWARA

Capital Investment (In lakhs)
3147

Scale
L.S.I

City
NAGPUR

Pincode
441109

Person Name
BIRENDER CHOUDHARY

Designation
MINE MANAGER,SILEWARA UG MINE

Telephone Number
07103268128

Fax Number
07103268128

Email
thakreraghunath@gmail.com

Region
SRO-Nagpur I

Industry Category
Red

Industry Type
R35 Mining and ore beneficiation

Last Environmental statement submitted online
yes

Consent Number
BO/JD(APC)/UAN No.02735/R/CC-1709000973 DATED 27.09.2017

Consent Issue Date
27.09.2017

Consent Valid Upto
31.03.2019 & applied for renewal for coming 5 years

Product Information

Product Name	*Consent Quantity*	*Actual Quantity*	*UOM*
COAL	0.55	0.125425	MT/A

By-product Information

By Product Name	*Consent Quantity*	*Actual Quantity*	*UOM*
-	-	-	CMD

1) Water Consumption in m3/day

Water Consumption for	*Consent Quantity in m3/day*	*Actual Quantity in m3/day*
Process	-	5700
Cooling	-	-
Domestic	2250	2200
All others	5730	11000
Total	7980	18900

1) Effluent Generation in CMD / MLD

Particulars	Consent Quantity	Actual Quantity	UOM
DAILY TRADE EFFLUENT	3320	11000	CMD

2) Product Wise Process Water Consumption (cubic meter of process water per unit of product)

Name of Products (Production)	During the Previous financial Year	During the current Financial year	UOM
COAL	0.0555	0.0109	Ton/Ton

3) Raw Material Consumption (Consumption of raw material per unit of product)

Name of Raw Materials	During the Previous financial Year	During the current Financial year	UOM
EXPLOSIVES	0.00034	0.00029	Ton/Ton

4) Fuel Consumption

Fuel Name	Consent quantity	Actual Quantity	UOM
DIESEL	-	4425	Ltr/A

Pollution discharged to environment/unit of output (Parameter as specified in the consent issued)

[A] Water

Pollutants Detail	Quantity of Pollutants discharged (kL/day)	Concentration of Pollutants discharged(Mg/Lit) Except PH,Temp,Colour	Percentage of variation from prescribed standards with reasons		
	Quantity	Concentration	%variation	Standard	Reason
AS PER THE WATER QUALITY REPORT UPLOADED	-	-	-	-	-

[B] Air (Stack)

Pollutants Detail	Quantity of Pollutants discharged (kL/day)	Concentration of Pollutants discharged(Mg/NM3)	Percentage of variation from prescribed standards with reasons		
	Quantity	Concentration	%variation	Standard	Reason
NO STACK MONITORING	NOT APPLICABLE	-	-	-	-
NO STACK MONITORING	NOT APPLICABLE	-	-	-	-

HAZARDOUS WASTES

1) From Process

Hazardous Waste Type	Total During Previous Financial year	Total During Current Financial year	UOM
0	NOT APPLICABLE AS IT IS UG MINE	-	CMD

2) From Pollution Control Facilities

Hazardous Waste Type	Total During Previous Financial year	Total During Current Financial year	UOM
0	NOT APPLICABLE AS IT IS UG MINE	-	CMD

SOLID WASTES

1) From Process

Non Hazardous Waste Type	Total During Previous Financial year	Total During Current Financial year	UOM
NA	NOT APPLICABLE AS IT IS UG MINE	-	CMD

2) From Pollution Control Facilities

Non Hazardous Waste Type	Total During Previous Financial year	Total During Current Financial year	UOM
NA	NOT APPLICABLE AS IT IS UG MINE	-	CMD

3) Quantity Recycled or Re-utilized within the unit

Waste Type	Total During Previous Financial year	Total During Current Financial year	UOM
0	NOT APPLICABLE AS IT IS UG MINE	-	CMD

Please specify the characteristics(in terms of concentration and quantum) of hazardous as well as solid wastes and indicate disposal practice adopted for both these categories of wastes.

1) Hazardous Waste

Type of Hazardous Waste Generated	Qty of Hazardous Waste	UOM	Concentration of Hazardous Waste
0	-	CMD	-

2) Solid Waste

Type of Solid Waste Generated	Qty of Solid Waste	UOM	Concentration of Solid Waste
NA	-	CMD	-

Impact of the pollution Control measures taken on conservation of natural resources and consequently on the cost of production.

Description	Reduction in Water Consumption (M3/day)	Reduction in Fuel & Solvent Consumption (KL/day)	Reduction in Raw Material (Kg)	Reduction in Power Consumption (KWH)	Capital Investment(in Lacs)	Reduction in Maintenance(in Lacs)
Impact of the pollution Control measures taken	847	0.0361	-3679	3079288	0	12.87

Additional measures/investment proposal for environmental protection abatement of pollution, prevention of pollution.

[A] Investment made during the period of Environmental Statement

Detail of measures for Environmental Protection	Environmental Protection Measures	Capital Investment (Lacks)
CAPITAL INVESTMENT	ENVIRONMENTAL EXPENDITURE	-
REVENUE INVESTMENT	ENVIRONMENTAL EXPENDITURE	40.09

[B] Investment Proposed for next Year

Detail of measures for Environmental Protection	Environmental Protection Measures	Capital Investment (Lacks)
CAPITAL INVESTMENT	CAPITAL INVESTEMENT PROPOSED	-

Any other particulars in respect of environmental protection and abatement of pollution.

Particulars

AS PER ANNEXURE ATTACHED

Name & Designation

B.CHOUDHARY ,MINE MANAGER /SILEWARA UG MINE

Maharashtra Pollution Control Board

महाराष्ट्र प्रदूषण नियंत्रण मंडळ

FORM V

Environmental Audit Report for the financial Year ending the 31st March 2019

Unique Application Number	Submitted Date
MPCB-ENVIRONMENT_STATEMENT-0000020458	27-09-2019

Company Information

Company Name	Application UAN number
WESTEN COALFIELDS LIMITED,A SUBSIDARY OF COAL INDIA LTD (A GOVT.OF INDIA UNDERTAKING)	MPCB-CONSENT-0000002745

Address

O/o of the Sub Area Manager,BHANEGAON SINGHORI SUB AREA,WCL-Nagpur Area

Plot no	Taluka	Village
NA	SAONER	MAHARASHTRA
Capital Investment (In lakhs)	**Scale**	**City**
109.27	L.S.I	Nagpur
Pincode	**Person Name**	**Designation**
440014	DEEPAK WALKE	Sr.MANAGER (MIN)/ MINE MANAGER SINGHORI OC MINE
Telephone Number	**Fax Number**	**Email**
9881490881		kcdanwclsinghorioc@yahoo.com
Region	**Industry Category**	**Industry Type**
SRO-Nagpur I	Red	R35 Mining and ore beneficiation
Last Environmental statement submitted online	**Consent Number**	**Consent Issue Date**
yes	MPCB-CONSENT-0000002745	BO/CAC-Cell/UAN NO . 00000 02745/R/CAC-1803000367 DATED 08.03.2018

Consent Valid Upto

31.03.2019 RENEWAL APPLIED FOR 03 YEARS

Product Information

Product Name	Consent Quantity	Actual Quantity	UOM
COAL	0.8	0.8	MT/A

By-product Information

By Product Name	Consent Quantity	Actual Quantity	UOM
OVERBURDEN	--	4631845	

1) Water Consumption in m3/day

Water Consumption for	Consent Quantity in m3/day	Actual Quantity in m3/day
Process	275	113.42
Cooling	-	-
Domestic	50	24.40
All others	2964	2826.08

Total	3289	2964

1) Effluent Generation in CMD / MLD

Particulars	Consent Quantity	Actual Quantity	UOM
TRADE EFFLUENT	2964	2826.08	CMD
DOMESTIC EFFLENT	20	15	CMD

2) Product Wise Process Water Consumption (cubic meter of process water per unit of product)

Name of Products (Production)	During the Previous financial Year	During the current Financial year	UOM
COAL	0.000772	0.000347	Ton/Ton

3) Raw Material Consumption (Consumption of raw material per unit of product)

Name of Raw Materials	During the Previous financial Year	During the current Financial year	UOM
EXPLOSIVE	0.00015	0.00214	Ton/Ton

4) Fuel Consumption

Fuel Name	Consent quantity	Actual Quantity	UOM
DIESEL	-	1790	Ltr/A

Pollution discharged to environment/unit of output (Parameter as specified in the consent issued)

[A] Water

Pollutants Detail	Quantity of Pollutants discharged (kL/day)	Concentration of Pollutants discharged(Mg/Lit) Except PH,Temp,Colour	Percentage of variation from prescribed standards with reasons		
	Quantity	Concentration	%variation	Standard	Reason
ENVT MONITORING REPORT IS UPLOADED	-	-	-	-	-

[B] Air (Stack)

Pollutants Detail	Quantity of Pollutants discharged (kL/day)	Concentration of Pollutants discharged(Mg/NM3)	Percentage of variation from prescribed standards with reasons		
	Quantity	Concentration	%variation	Standard	Reason
NOT APPLICABLE	-	-	-	-	-

HAZARDOUS WASTES

1) From Process

Hazardous Waste Type	Total During Previous Financial year	Total During Current Financial year	UOM
0	-	-	CMD

2) From Pollution Control Facilities

Hazardous Waste Type	Total During Previous Financial year	Total During Current Financial year	UOM
0	-	-	CMD

SOLID WASTES

1) From Process

Non Hazardous Waste Type	Total During Previous Financial year	Total During Current Financial year	UOM
OVERBURDEN	-	4631845	CMD

2) From Pollution Control Facilities

Non Hazardous Waste Type	Total During Previous Financial year	Total During Current Financial year	UOM
-	-	-	CMD

3) Quantity Recycled or Re-utilized within the unit

Waste Type	Total During Previous Financial year	Total During Current Financial year	UOM
0	-	-	CMD

Please specify the characteristics(in terms of concentration and quantum) of hazardous as well as solid wastes and indicate disposal practice adopted for both these categories of wastes.

1) Hazardous Waste

Type of Hazardous Waste Generated	Qty of Hazardous Waste	UOM	Concentration of Hazardous Waste
0	-	CMD	-

2) Solid Waste

Type of Solid Waste Generated	Qty of Solid Waste	UOM	Concentration of Solid Waste
-	-	CMD	-

Impact of the pollution Control measures taken on conservation of natural resources and consequently on the cost of production.

Description	Reduction in Water Consumption (M3/day)	Reduction in Fuel & Solvent Consumption (KL/day)	Reduction in Raw Material (Kg)	Reduction in Power Consumption (KWH)	Capital Investment(in Lacs)	Reduction in Maintenance(in Lacs)
IMPACT OF THE POLLUTION CONTROL MEASURES	3230	0.0000534	109693	1815630	37.1	29.94

Additional measures/investment proposal for environmental protection abatement of pollution, prevention of pollution.

[A] Investment made during the period of Environmental Statement

Detail of measures for Environmental Protection	Environmental Protection Measures	Capital Investment (Lacks)
CAPITAL INVESTEMENT	CAPITAL EXPENDITURE	22.61
REVENUE INVESTEMENT	REVENUE EXPENDITURE	33.19

[B] Investment Proposed for next Year

Detail of measures for Environmental Protection	Environmental Protection Measures	Capital Investment (Lacks)
PROPOSED ENVIRONMENT PROTECTION MEASURES	IN PROPOSED APPROVED BUDGET	36.01

Any other particulars in respect of environmental protection and abatement of pollution.

Particulars

MINE MANAGER

Name & Designation

DEEPAK WALKE

KANHAN AREA

(Madhya Pradesh)

MOHAN UG

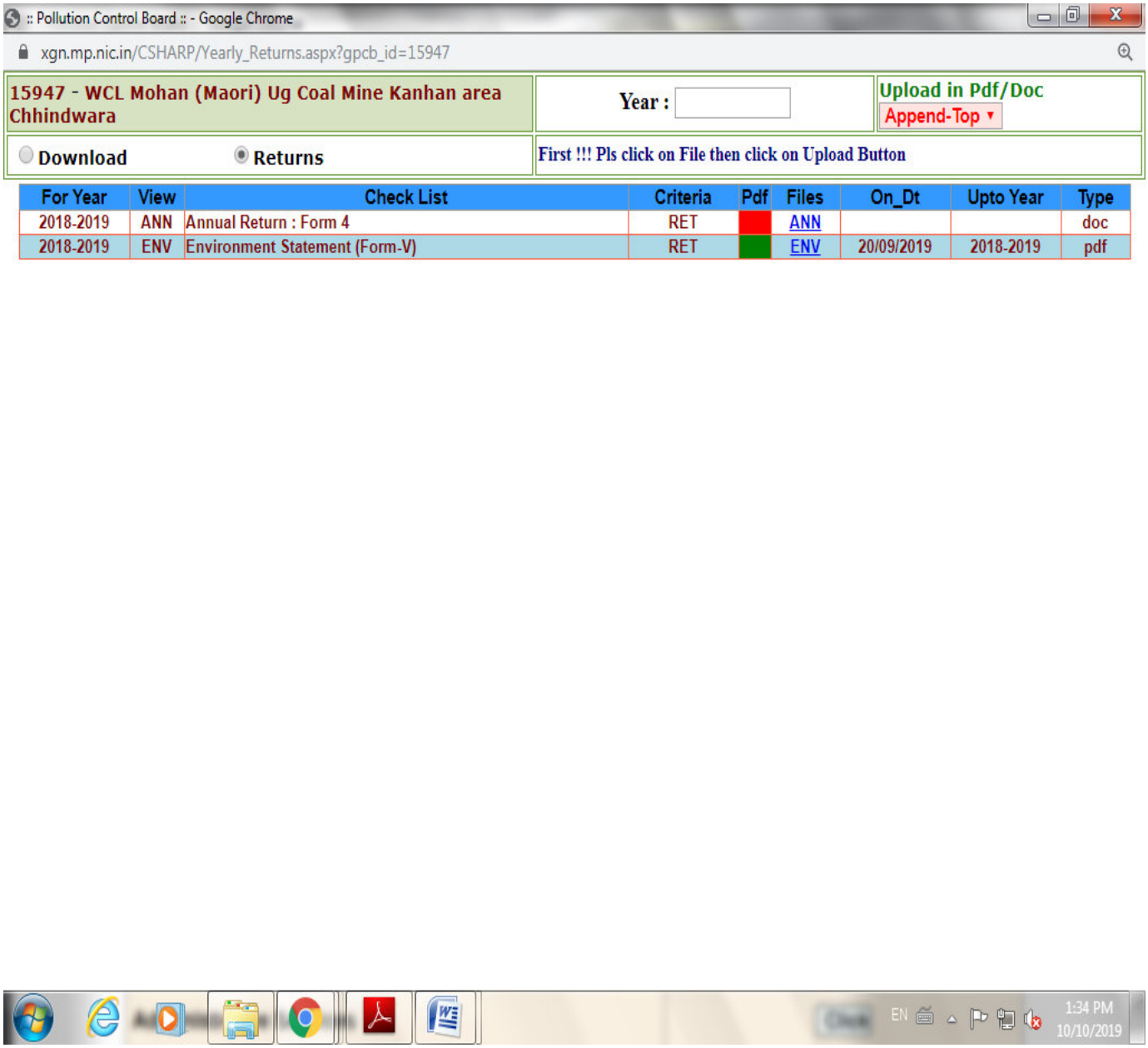
:: Pollution Control Board :: - Google Chrome
xgn.mp.nic.in/CSHARP/Yearly_Returns.aspx?gpcb_id=15947
15947 - WCL Mohan (Maori) Ug Coal Mine Kanhan area Chhindwara
Year :
Upload in Pdf/Doc
Append-Top
Download
Returns
First !!! Pls click on File then click on Upload Button
For Year | View | Check List | Criteria | Pdf | Files | On_Dt | Upto Year | Type
2018-2019 | ANN | Annual Return : Form 4 | RET | | ANN | | | doc
2018-2019 | ENV | Environment Statement (Form-V) | RET | | ENV | 20/09/2019 | 2018-2019 | pdf
EN
1:34 PM
10/10/2019

TANDSI UG

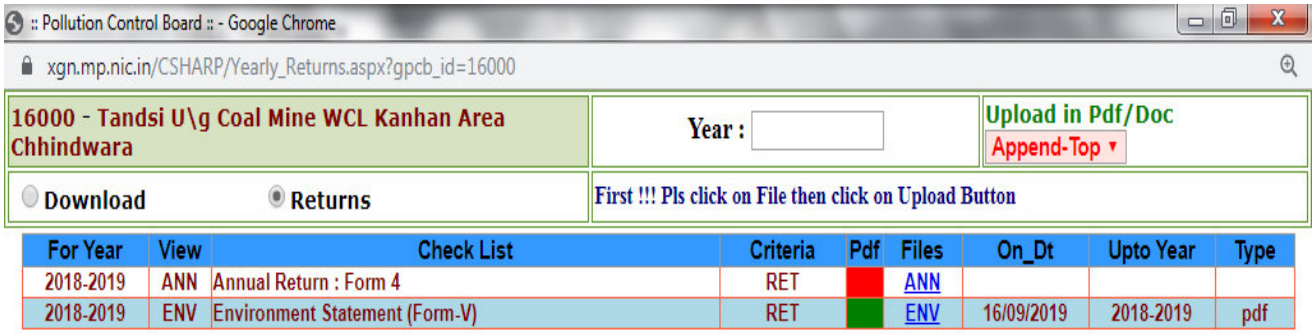

For Year	View	Check List	Criteria	Pdf	Files	On_Dt	Upto Year	Type
2018-2019	ANN	Annual Return : Form 4	RET		ANN			
2018-2019	ENV	Environment Statement (Form-V)	RET		ENV	16/09/2019	2018-2019	pdf

JHARNA UG

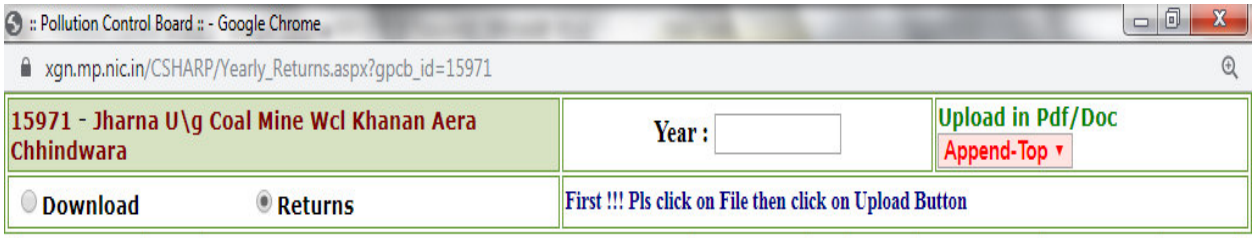

For Year	View	Check List	Criteria	Pdf	Files	On_Dt	Upto Year	Type
2018-2019	ANN	Annual Return : Form 4	RET		ANN			doc
2018-2019	ENV	Environment Statement (Form-V)	RET		ENV	16/09/2019	2018-2019	pdf

NANDAN UG

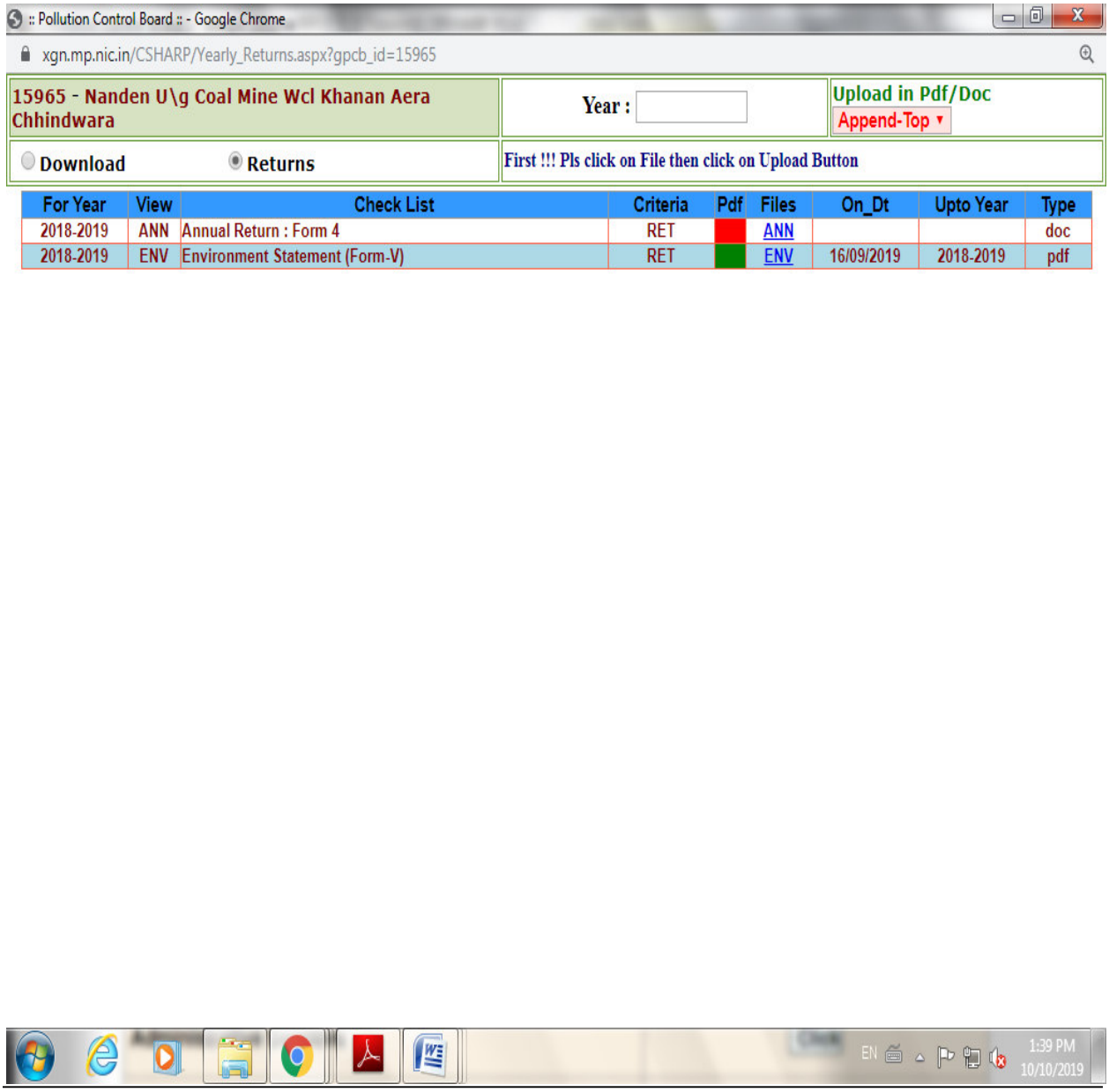

:: Pollution Control Board :: - Google Chrome

xgn.mp.nic.in/CSHARP/Yearly_Returns.aspx?gpcb_id=15965

15965 - Nanden U\g Coal Mine Wcl Khanan Aera Chhindwara	Year :	Upload in Pdf/Doc Append-Top
Download Returns		First !!! Pls click on File then click on Upload Button

For Year	View	Check List	Criteria	Pdf	Files	On_Dt	Upto Year	Type
2018-2019	ANN	Annual Return : Form 4	RET		ANN			doc
2018-2019	ENV	Environment Statement (Form-V)	RET		ENV	16/09/2019	2018-2019	pdf

EN 1:39 PM 10/10/2019

AMBARA OC

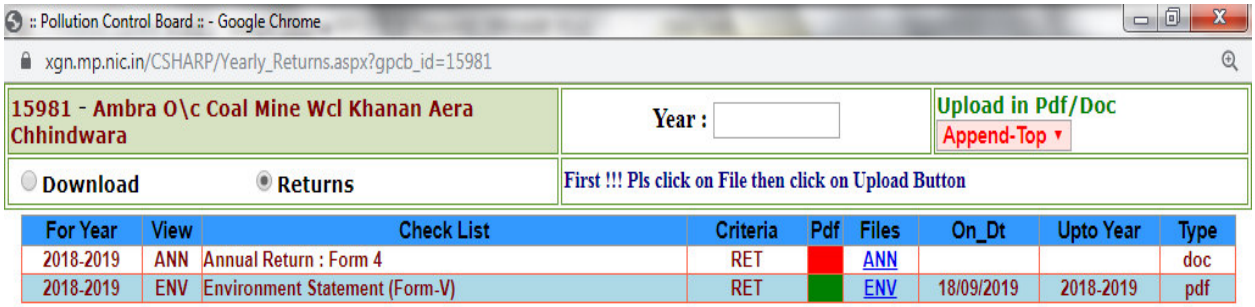

For Year	View	Check List	Criteria	Pdf	Files	On_Dt	Upto Year	Type
2018-2019	ANN	Annual Return : Form 4	RET		ANN			doc
2018-2019	ENV	Environment Statement (Form-V)	RET		ENV	18/09/2019	2018-2019	pdf

GHORAWARI OC PATCHES

NANDAN WASHERY

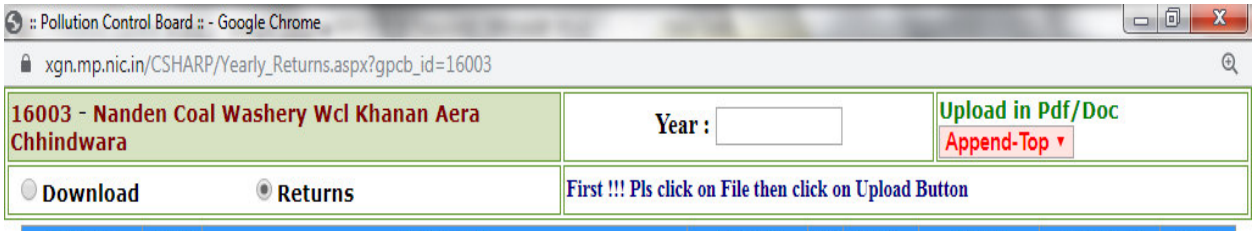

For Year	View	Check List	Criteria	Pdf	Files	On_Dt	Upto Year	Type
2018-2019	ANN	Annual Return : Form 4	RET		ANN			
2018-2019	ENV	Environment Statement (Form-V)	RET		ENV	20/09/2019	2018-2019	pdf

AREA WORKSHOP

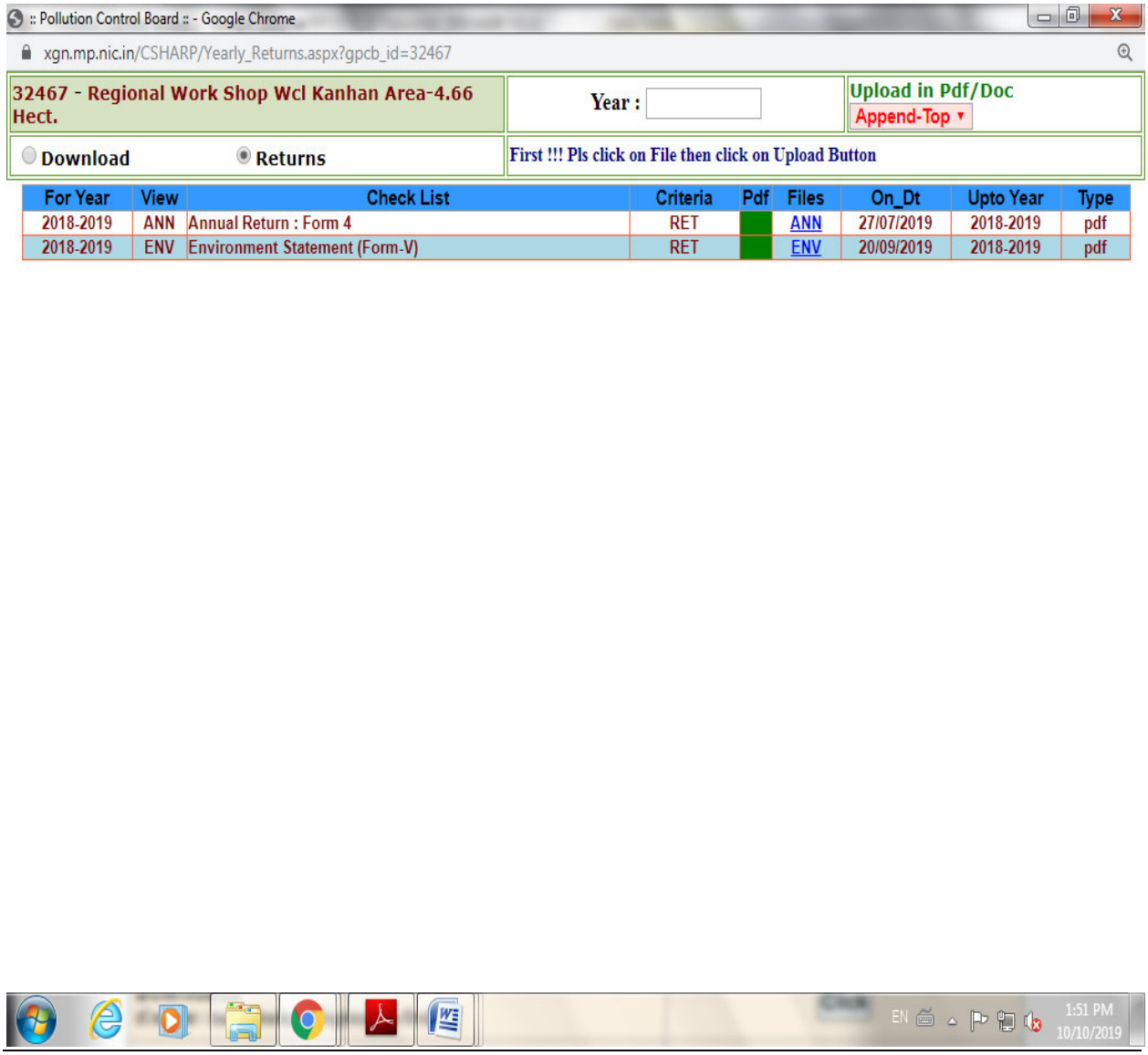

PATHAKHERA AREA

(Madhya Pradesh)

:: Pollution Control Board :: - Mozilla Firefox

xgn.mp.nic.in/CSHARP/Yearly_Returns.aspx?gpcb_id=23926

70%

23926 - Chattarpur I & II U.G Coal Mine Project(825.338 Hect.),Betul

Year : 2018-2019

Upload in Pdf/Doc Overwrite

○ **Download** ◉ **Returns**

Browse... **No file selected.**

For Year	View	Check List	Criteria	Pdf	Files	On_Dt	Upto Year	Type
2018-2019	ANN	Annual Return : Form 4	RET		ANN			doc
2018-2019	ENV	Environment Statement (Form-V)	RET		ENV	22/09/2019	2018-2019	pdf

Type here to search

ENG 18:16 22/09/2019

:: Pollution Control Board :: - Mozilla Firefox

xgn.mp.nic.in/CSHARP/Yearly_Returns.aspx?gpcb_id=18268

70%

18268 - Sarni UG Coal Mine Project, Betul

Year : 2018-2019

Upload in Pdf/Doc Overwrite

○ Download ◉ Returns

Browse... No file selected.

For Year	View	Check List	Criteria	Pdf	Files	On_Dt	Upto Year	Type
2018-2019	ANN	Annual Return : Form 4	RET		ANN			
2018-2019	ENV	Environment Statement (Form-V)	RET		ENV	22/09/2019	2018-2019	pdf

Type here to search

ENG 21:30 22/09/2019

:: Pollution Control Board :: - Mozilla Firefox

xgn.mp.nic.in/CSHARP/Yearly_Returns.aspx?gpcb_id=22954 70%

22954 - Shobhapur Mine, Wcl, Pathakhera Area, Betul

Year : 2018-2019

Upload in Pdf/Doc Overwrite

○ Download ◉ Returns

Browse... No file selected.

For Year	View	Check List	Criteria	Pdf	Files	On_Dt	Upto Year	Type
2018-2019	ANN	Annual Return : Form 4	RET		ANN			doc
2018-2019	ENV	Environment Statement (Form-V)	RET		ENV	23/09/2019	2018-2019	pdf

Type here to search ENG 10:01 23/09/2019

:: Pollution Control Board :: - Mozilla Firefox

xgn.mp.nic.in/CSHARP/Yearly_Returns.aspx?gpcb_id=19080

70%

19080 - Tawa - II UG Coal Mine, Betul

Year : 2018-2019

Upload in Pdf/Doc Overwrite

○ **Download** ◉ **Returns**

Browse... **No file selected.**

For Year	View	Check List	Criteria	Pdf	Files	On_Dt	Upto Year	Type
2018-2019	ANN	Annual Return : Form 4	RET		ANN			doc
2018-2019	ENV	Environment Statement (Form-V)	RET		ENV	23/09/2019	2018-2019	pdf

Type here to search

ENG 09:59 23/09/2019

:: Pollution Control Board :: - Mozilla Firefox

xgn.mp.nic.in/CSHARP/Yearly_Returns.aspx?gpcb_id=22953 70%

22953 - Tawa Mine No.1, Wcl Pathakhera, Betul	Year : 2018-2019	Upload in Pdf/Doc Overwrite
○ Download ◉ Returns	Browse... No file selected.	

For Year	View	Check List	Criteria	Pdf	Files	On_Dt	Upto Year	Type
2018-2019	ANN	Annual Return : Form 4	RET		ANN			doc
2018-2019	ENV	Environment Statement (Form-V)	RET		ENV	22/09/2019	2018-2019	pdf

Type here to search

ENG 20:56 22/09/2019

PENCH AREA

(Madhya Pradesh)

16010 - Badkui O\c Coal Mine Wcl Panch Aera Chhindwara	Year : 2018-2019	Upload in Pdf/Doc Overwrite
Download Returns	Choose File No file chosen	

For Year	View	Check List	Criteria	Pdf	Files	On_Dt	Upto Year	Type
2018-2019	ANN	Annual Return : Form 4	RET		ANN			
2018-2019	ENV	Environment Statement (Form-V)	RET		ENV	30/09/2019	2018-2019	pdf

15942 - Ganpati U\g Coal Mine Wcl Pench Chhindwara	Year : 2018-2019	Upload in Pdf/Doc Overwrite
Download Returns	Choose File No file chosen	

For Year	View	Check List	Criteria	Pdf	Files	On_Dt	Upto Year	Type
2018-2019	ANN	Annual Return : Form 4	RET		ANN			doc
2018-2019	ENV	Environment Statement (Form-V)	RET		ENV	30/09/2019	2018-2019	pdf

16007 - Mahadevpuri U\g Coal Mine Wcl Panch Aera Chhindwara	Year : 2018-2019	Upload in Pdf/Doc Overwrite
Download Returns	Choose File No file chosen	

For Year	View	Check List	Criteria	Pdf	Files	On_Dt	Upto Year	Type
2018-2019	ANN	Annual Return : Form 4	RET		ANN			doc
2018-2019	ENV	Environment Statement (Form-V)	RET		ENV	30/09/2019	2018-2019	pdf

15996 - Matani U\g Coal Mine Wcl Panch Aera Chhindwara	Year : 2018-2019	Upload in Pdf/Doc Overwrite
Download Returns	Choose File No file chosen	

For Year	View	Check List	Criteria	Pdf	Files	On_Dt	Upto Year	Type
2018-2019	ANN	Annual Return : Form 4	RET		ANN	22/05/2012	2010-2011	doc
2018-2019	ENV	Environment Statement (Form-V)	RET		ENV	30/09/2019	2018-2019	pdf

15983 - Nehariya U\g Coal Mine Wcl Panchaera Chhindwara	Year : 2018-2019	Upload in Pdf/Doc Overwrite
Download Returns	Choose File No file chosen	

For Year	View	Check List	Criteria	Pdf	Files	On_Dt	Upto Year	Type
2018-2019	ANN	Annual Return : Form 4	RET		ANN			
2018-2019	ENV	Environment Statement (Form-V)	RET		ENV	30/09/2019	2018-2019	pdf

16004 - New Sethia OC Coal Mine Wcl Pench Area Chhindwara	Year : 2018-2019	Upload in Pdf/Doc Overwrite
Download Returns	Choose File No file chosen	

For Year	View	Check List	Criteria	Pdf	Files	On_Dt	Upto Year	Type
2018-2019	ANN	Annual Return : Form 4	RET		ANN			
2018-2019	ENV	Environment Statement (Form-V)	RET		ENV	30/09/2019	2018-2019	pdf

27786 - Regional Workshop Chandameta Wcl Pench Area	Year : 2018-2019	Upload in Pdf/Doc Overwrite
Download Returns	Choose File No file chosen	

For Year	View	Check List	Criteria	Pdf	Files	On_Dt	Upto Year	Type
2018-2019	ANN	Annual Return : Form 4	RET		ANN			doc
2018-2019	ENV	Environment Statement (Form-V)	RET		ENV	30/09/2019	2018-2019	pdf

15995 - Shivpuri Mine O\C Patches Coal Mine WCL Pench Area Chhindwara	Year : 2018-2019	Upload in Pdf/Doc Overwrite
Download Returns	Choose File No file chosen	

For Year	View	Check List	Criteria	Pdf	Files	On_Dt	Upto Year	Type
2018-2019	ANN	Annual Return : Form 4	RET		ANN			doc
2018-2019	ENV	Environment Statement (Form-V)	RET		ENV	30/09/2019	2018-2019	pdf

26450 - Urdhan Open Cast Mine Pench Area Wcl	Year : 2018-2019	Upload in Pdf/Doc Overwrite
Download Returns	Choose File No file chosen	

For Year	View	Check List	Criteria	Pdf	Files	On_Dt	Upto Year	Type
2018-2019	ANN	Annual Return : Form 4	RET		ANN			doc
2018-2019	ENV	Environment Statement (Form-V)	RET		ENV	30/09/2019	2018-2019	pdf

15993 - Vishnopuri U\g Coal Mine - I Wcl Panch Aera Chhindwara	Year : 2018-2019	Upload in Pdf/Doc Overwrite
Download Returns	Choose File No file chosen	

For Year	View	Check List	Criteria	Pdf	Files	On_Dt	Upto Year	Type
2018-2019	ANN	Annual Return : Form 4	RET		ANN	19/05/2012	2010-2011	doc
2018-2019	ENV	Environment Statement (Form-V)	RET		ENV	30/09/2019	2018-2019	pdf

16030 - Vishnupuri U\g Coal Mine- Ii Wcl Panch Aera Chhindwara	Year : 2018-2019	Upload in Pdf/Doc Overwrite
Download Returns	Choose File No file chosen	

For Year	View	Check List	Criteria	Pdf	Files	On_Dt	Upto Year	Type
2018-2019	ANN	Annual Return : Form 4	RET		ANN			
2018-2019	ENV	Environment Statement (Form-V)	RET		ENV	30/09/2019	2018-2019	pdf